



EBARA

SPECIFICATIONS

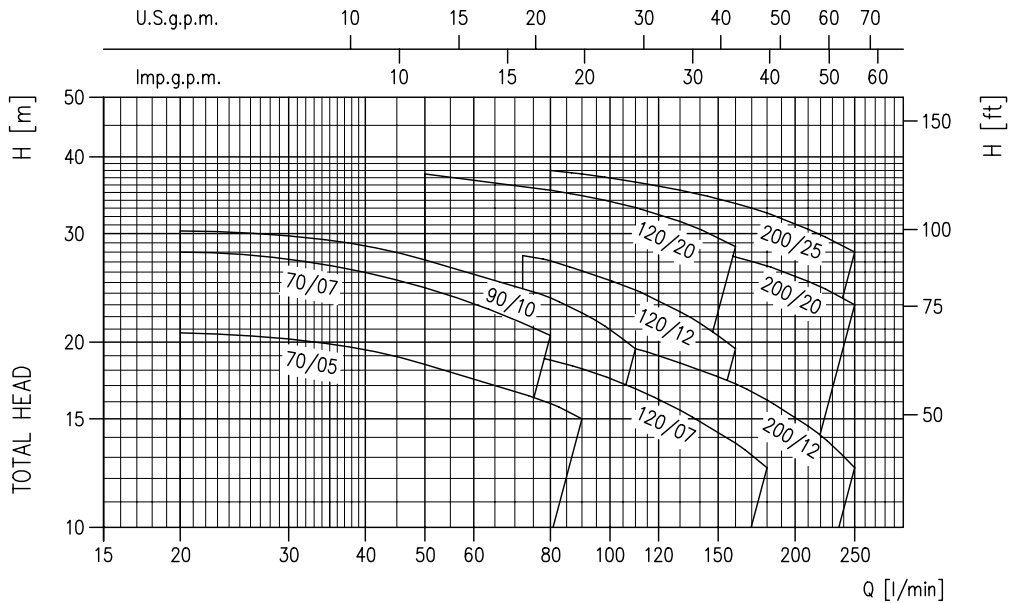
50 Hz

PUMP		
Liquid Handled	Type of liquid	Clean water
	Max temperature [°C]	60 (CDX 70/05-70/07-90/10) 90 110 (CDXH and CDXHS)
	Min temperature [°C]	-10
Maximum working pressure [MPa]		0.8
Construction	Impeller	Closed centrifugal type
	Shaft seal type	Mechanical seal
	Bearing	Sealed ball bearing
Pipe Connection	Suction	G 1¼ (G 1½ CDX200)
	Discharge	G 1
Material	Casing	AISI 304
	Impeller	AISI 304
	Casing cover	AISI 304
	Shaft seal	Ceramic/Carbon/NBR (for CDX) Ceramic/Carbon/FPM (for CDXH) SiC/SiC/FPM (for CDXHS)
	Shaft	AISI 303 (Wet extension)
	Bracket	Aluminium
Applicable standard of test		ISO 9906 – Annex A

MOTOR		
Type	Electric - TEFC	
	Single Phase	Three Phase
No. of Poles	2	
Rotation speed [min ⁻¹]	≈ 2800	
Insulation Class	F	
Protection degree	IP 55	
Power rating	[kW]	0.37 ÷ 1.5
	[HP]	0.5 ÷ 2
Frequency [Hz]	50	
Voltage [V]	230 ±10%	230/400 ±10%
Capacitor	Built in	-
Over load protection	Built in	Provided by the user
Casing material	Aluminium	
Base material/motor support	Aluminium	
Dimensions of cable entry	PG11 - PG13.5 (see dimensions page 400)	

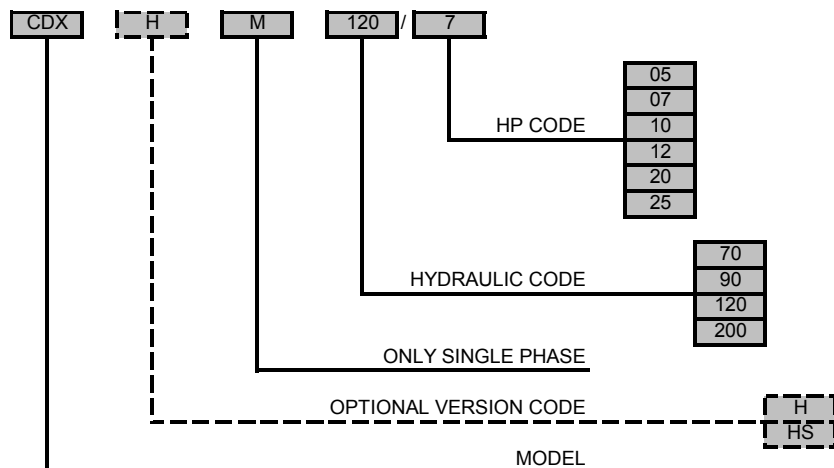
SELECTION CHART

50 Hz



Type pumps		Power		Q=Capacity										
Single Phase	Three Phase	[kW]	[HP]	l/min	20	50	80	90	110	130	160	180	210	250
				m³/h	1.2	3	4.8	5.4	6.6	7.8	9.6	10.8	12.6	15
				H=Total manometric head in meters										
CDXM 70/05	CDX 70/05	0.37	0.5	20.7	18.4	15.9	15	-	-	-	-	-	-	-
CDXM 70/07	CDX 70/07	0.55	0.8	28	24.5	20.5	-	-	-	-	-	-	-	-
CDXM 90/10	CDX 90/10	0.75	1	30.3	27.2	23.6	22.3	19.5	-	-	-	-	-	-
CDXM 120/07	CDX 120/07	0.55	0.8	-	20.5	18.7	18.1	16.8	15.5	13.7	12.5	-	-	-
CDXM 120/12	CDX 120/12	0.9	1.2	-	29.5	27.1	26.1	24.3	22.4	19.5	-	-	-	-
CDXM 120/20	CDX 120/20	1.5	2	-	37.5	35.3	34.6	33.1	31.4	28.6	-	-	-	-
CDXM 200/12	CDX 200/12	0.9	1.2	-	-	20.6	20.2	19.5	18.5	17.1	16.1	14.6	12.5	
CDXM 200/20	CDX 200/20	1.5	2	-	-	31	30.6	29.7	28.9	27.5	26.6	25.1	23	
-	CDX 200/25	1.8	2.5	-	-	38	37.5	36.4	35.3	33.6	32.4	30.5	28	

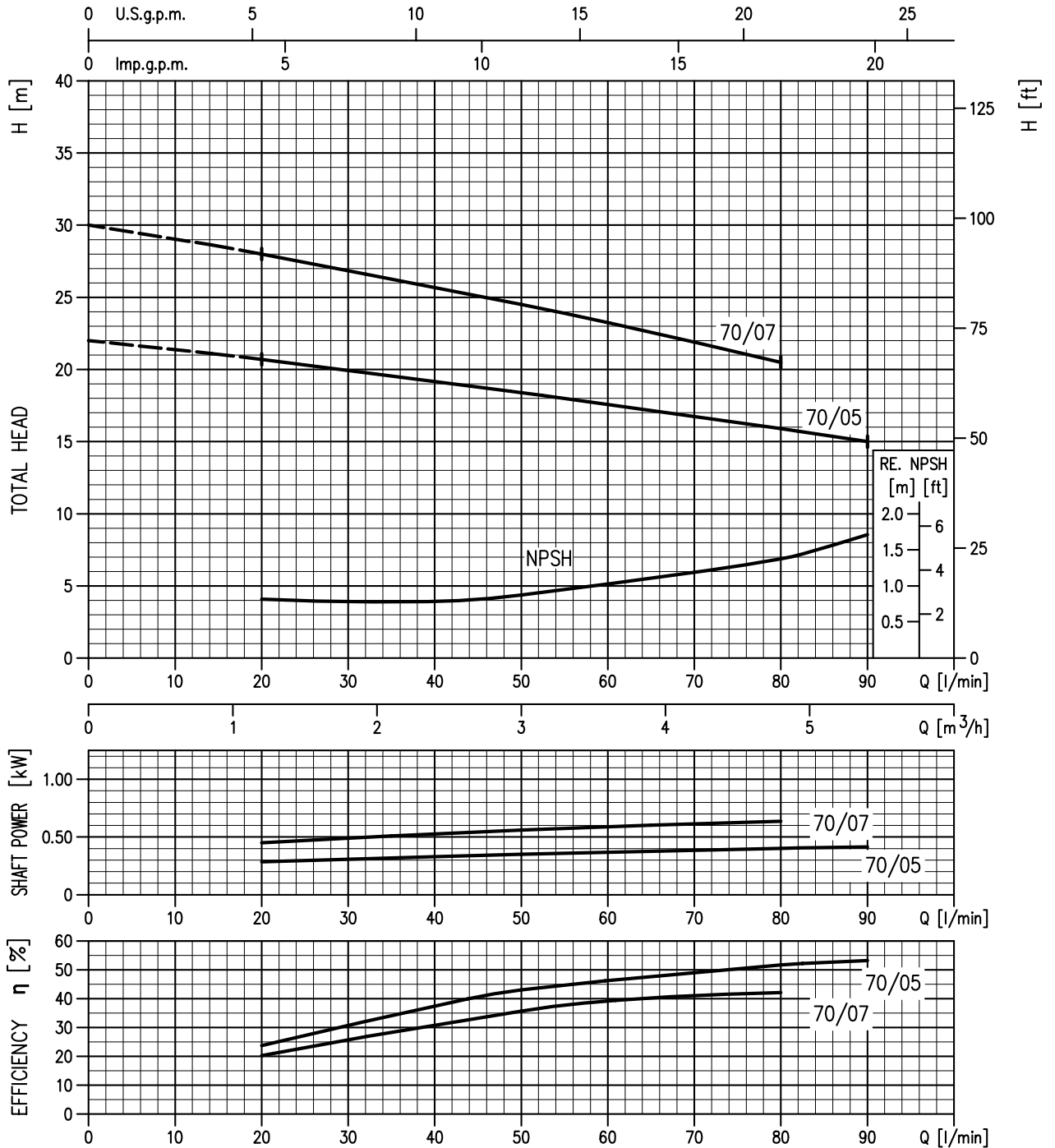
TYPE KEY:



CDX 70 PERFORMANCHE CURVES

50 Hz

CDX 70/05 (0.37 kW) Impeller diameter = 132
 CDX 70/07 (0.55 kW) Impeller diameter = 157

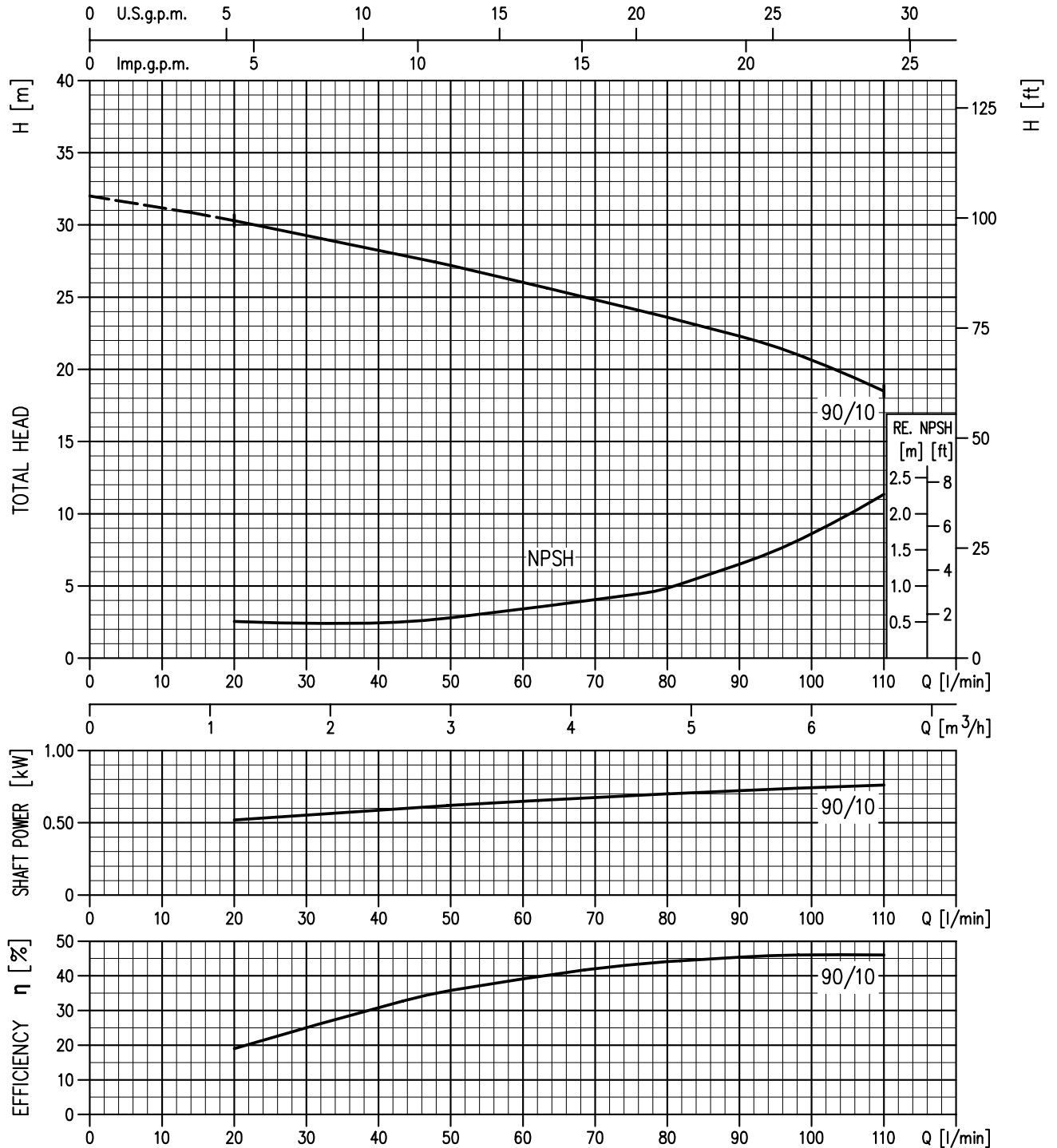


Rotation speed: $\approx 2800 \text{ min}^{-1}$
 Test fluid: clean water at 20°C
 Applicable standard of test: ISO 9906 – Annex A

CDX 90 PERFORMANCHE CURVES

50 Hz

CDX 90/10 (0.75 kW) Impeller diameter = 157

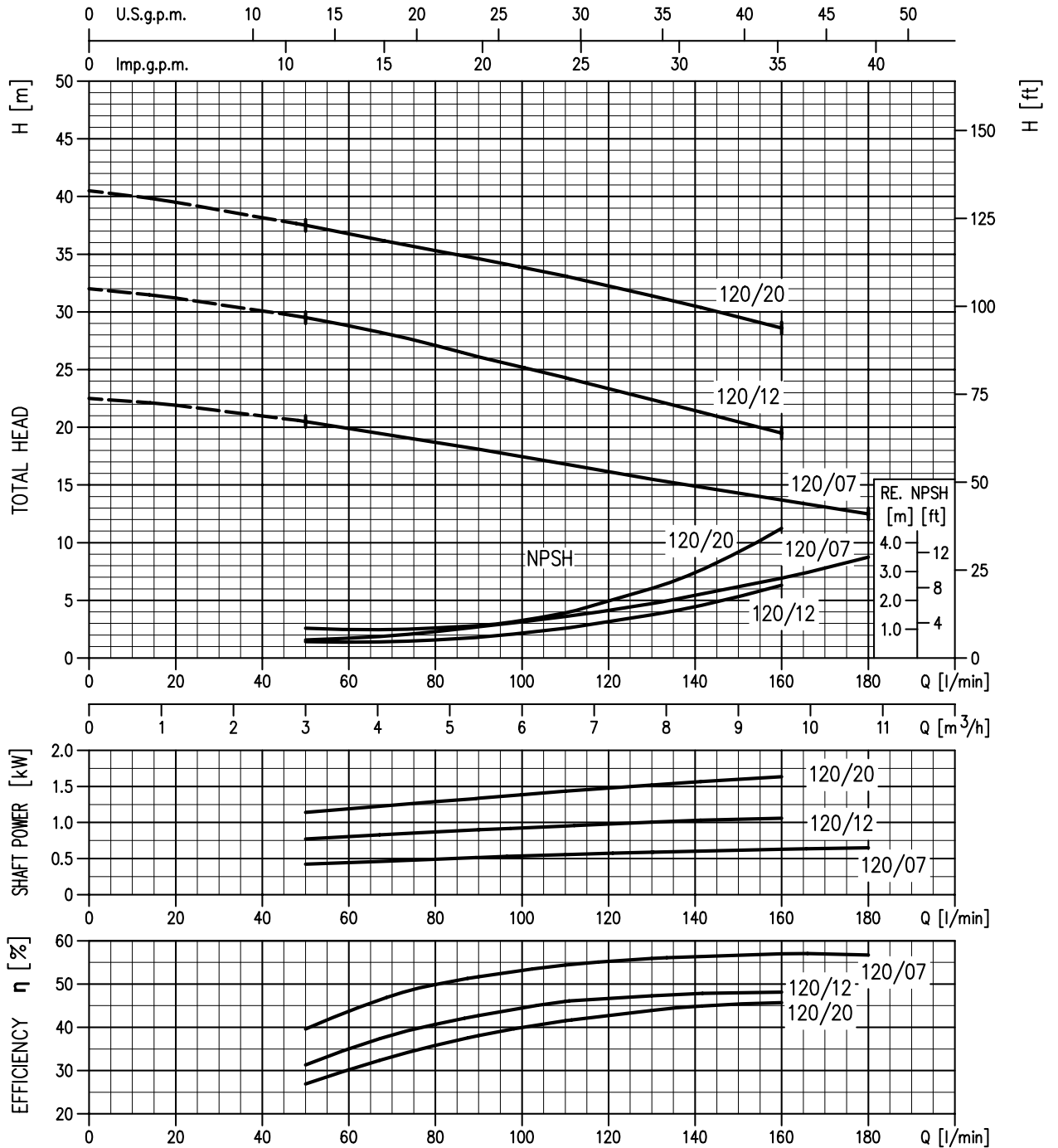


Rotation speed: $\approx 2800 \text{ min}^{-1}$
 Test fluid: clean water at 20°C
 Applicable standard of test: ISO 9906 – Annex A

CDX 120 PERFORMANCE CURVES

50 Hz

CDX 120/07 (0.55 kW) Impeller diameter = 132
 CDX 120/12 (0.90 kW) Impeller diameter = 157
 CDX 120/20 (1.50 kW) Impeller diameter = 176

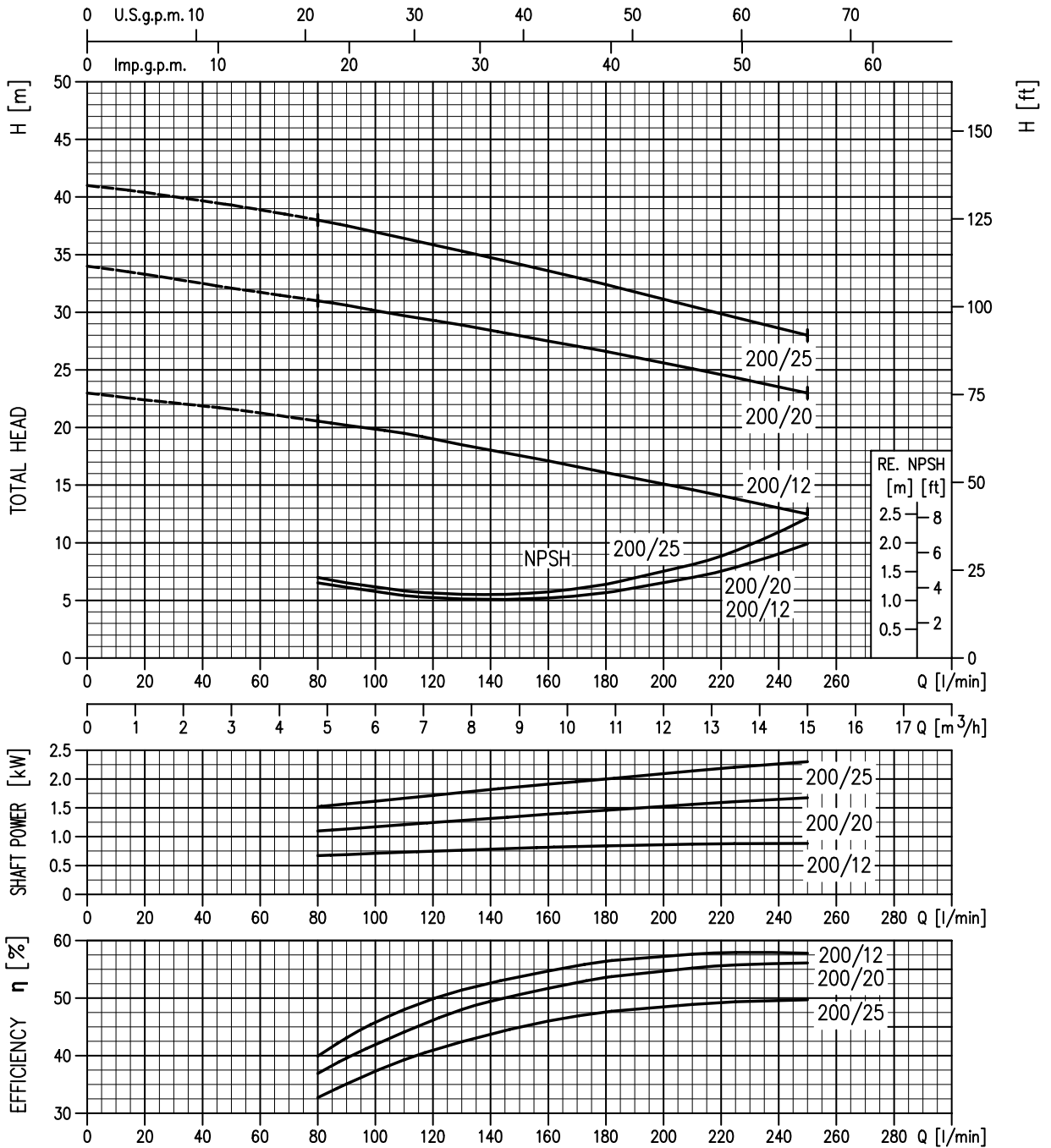


Rotation speed: $\approx 2800 \text{ min}^{-1}$
 Test fluid: clean water at 20°C
 Applicable standard of test: ISO 9906 – Annex A

CDX 200 PERFORMANCHE CURVES

50 Hz

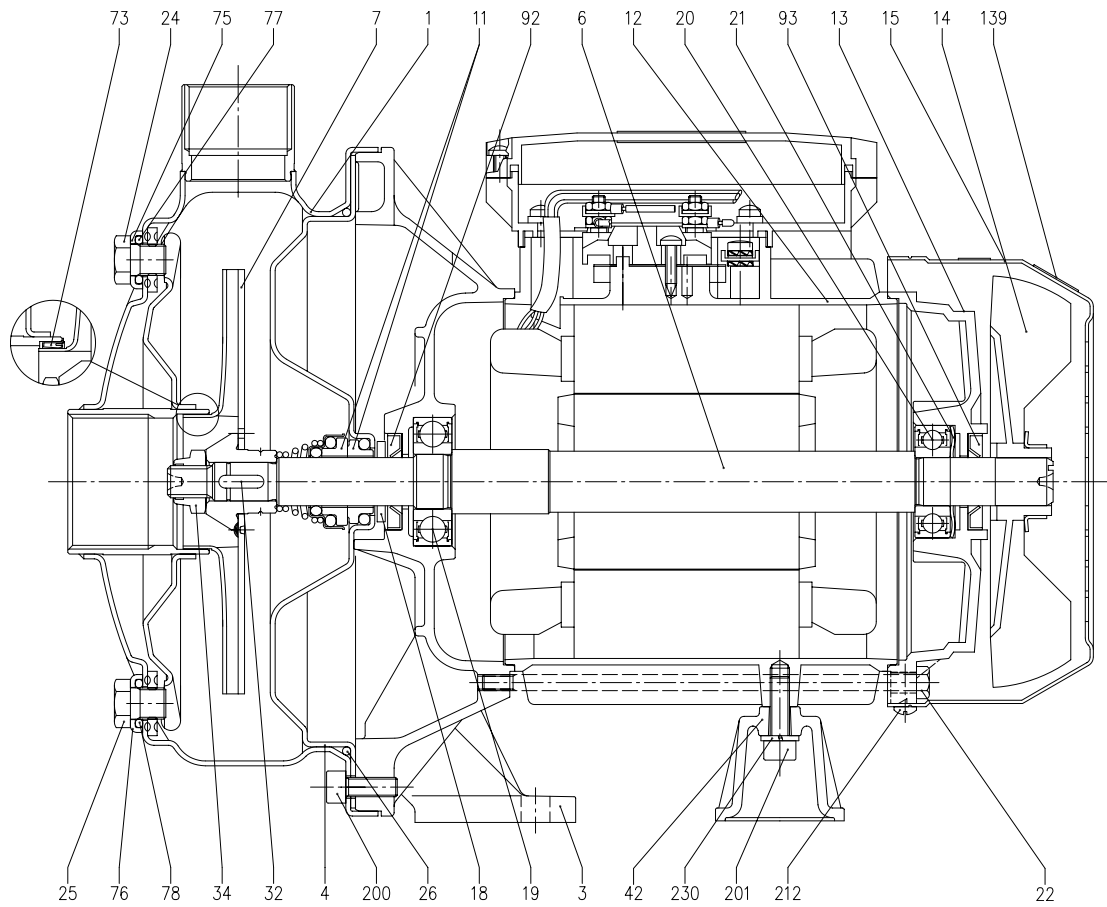
CDX 200/12 (0.9 kW) Impeller diameter = 132
 CDX 200/20 (1.5 kW) Impeller diameter = 157
 CDX 200/25 (1.8 kW) Impeller diameter = 176



Rotation speed: $\approx 2800 \text{ min}^{-1}$
 Test fluid: clean water at 20°C
 Applicable standard of test: ISO 9906 – Annex A

SECTIONAL VIEW

50 Hz

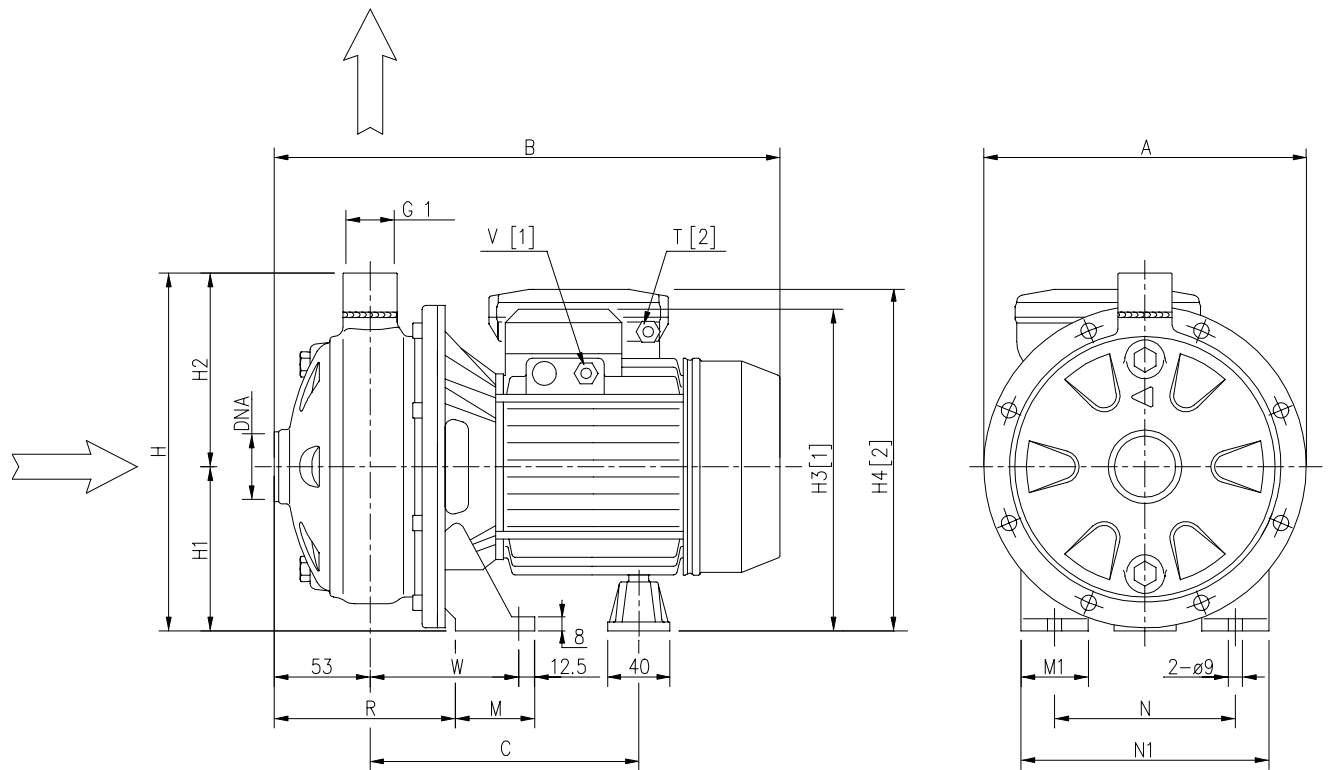


N°	PART NAME	MATERIAL	Q.TY	N°	PART NAME	MATERIAL	Q.TY
1	Casing	AISI 304	1	25	Drain plug	AISI 303	1
3	Motor bracket	Aluminium	1	26	O-ring [3]	NBR	1
4	Casing cover	AISI 304	1	32	Key	AISI 304	1
6	Shaft with rotor	AISI 303 (Part in contact with liquid)	1	34	Impeller nut	AISI 304	1
7	Impeller	AISI 304	1	42	Motor support	Aluminium	1
11	Mechanical seal [3]	Carbon/Ceramic/NBR	1	52	Terminal box [1]	Polypropilene	1
12	Motor frame with stator	-	1	53	Terminal box cover [1]	Polypropilene	1
13	Motor cover	Aluminium	1	56	Box gasket	NBR	1
14	Fan	Polypropilene	1	73	Casing ring [4]	AISI 304	1
15	Fan cover	Fe P04 Zinked	1	75	Washer	AISI 304	1
16	Terminal board	-	1	76	Washer	AISI 304	1
17	Terminal box cover [2]	Aluminium	1	77	O-ring [3]	NBR	1
18	Splash ring	NBR	1	78	O-ring [3]	NBR	1
19	Pump side ball bearing	-	1	90	Cover gasket [1]	NBR	1
20	Fan side ball bearing	-	1	92	Lip seal	-	1
21	Adjusting ring	Steel C70	1	93	Lip seal	-	1
22	Tie rod	Fe 42 Zinked	4	110	Protector [1]	-	1
23	Capacitor [1]	-	1	200	Screw	Stainless steel A2 UNI7323	8
24	Priming plug	AISI 303	1				

- [1] Only for single phase
- [2] Only for three phase
- [3] FPM for CDXH and CDXHS
- [4] NBR for :CDX 70/05, 70/07, 90/10
FPM for CDXH 70/05, 70/07, 90/10 and CDXHS 70/05, 70/07, 90/10

DIMENSIONS

50 Hz



Pump type CDXM-CDX	Dimensions [mm]																
	A	B	C	H	H1	H2	H3	H4	M	M1	N	N1	R	T	V	W	DNA
70/05	208	321	182	229.5	106	123.5	208	216	50	38	120	160	108	PG11	PG11	93	G1 1/4
70/07	208	321	182	229.5	106	123.5	208	216	50	38	120	160	108	PG11	PG11	93	G1 1/4
90/10	208	321	182	229.5	106	123.5	208	216	50	38	120	160	108	PG11	PG11	93	G1 1/4
120/07	208	321	182	229.5	106	123.5	208	216	50	38	120	160	108	PG11	PG11	93	G1 1/4
120/12	208	321	182	229.5	106	123.5	208	216	50	38	120	160	108	PG11	PG11	93	G1 1/4
120/20	232	347	204	250	118	132	237	249	55	40	140	180	105.5	PG13.5	PG11	95	G1 1/4
200/12	208	321	182	229.5	106	123.5	208	216	50	38	120	160	108	PG13.5	PG11	93	G1 1/2
200/20	208	347	204	229.5	106	123.5	225	237	55	40	140	180	105.5	PG13.5	PG11	95	G1 1/2
200/25	232	347	204	250	118	132	237	-	55	40	140	180	105.5	-	PG11	95	G1 1/2

[1] Three phase

[2] Single phase