EBARA

LPC 4 Poles

SPECIFICATION

50Hz

Rev. A

PUMP		
Liquid Handled	Type of liquid	Clean water
	Temperature [℃]	min. -10 max +110
	Viscosity [cSt]	max 38
Maximum ambient temperature [℃]		40 (over ask for det ails)
Maximum working pressure [MPa]		1.0
Construction	Impeller	Closed centrifugal type
	Shaft seal type	Mechanical seal
	Bearing	On the motor
Pipe Connection	Suction	PN10 (LPC4 32-100 – LPC4 40-100) DIN 2501 UNI 2223-29 PN16 all other models DIN 2501
	Discharge	PN10 (LPC 32-100 – LPC 40-100) DIN 2501 UNI 2223-29 PN16 all other models DIN 2501
Material	Casing	CAST IRON
	Impeller	CAST IRON
	Casing cover	CAST IRON
	Shaft seal	Carbon/SiC/EPDM
	Shaft	AISI 420
	Bracket	CAST IRON
Applicable standard of test		ISO 9906 – Annex A

MOTOR	
Type	Electric - TEFC
	Three Phase
Efficiency level (Reg. 640/2009)	- from 0.37 kW up to 0.55 kW IE2 from 0.75 kW up to 5.5 kW IE3 from 7.5 kW up to 15 kW
No. of Poles	4
Rotation speed [min^{-1}]	≈1400
Insulation Class	F
Protection degree (CEI EN 60034-5)	IP 55
Power rating [kW]	0.25 ÷ 15
Power rating [HP]	0.33 ÷ 20
Frequency [Hz]	50
Voltage [V]	230/400 ±10% (up to 4 kW) 400/690 ±10% (5.5kW and above)
Over load protection	Provided by the user
Casing material	Aluminium

SELECTION CHART

50Hz

Rev. A

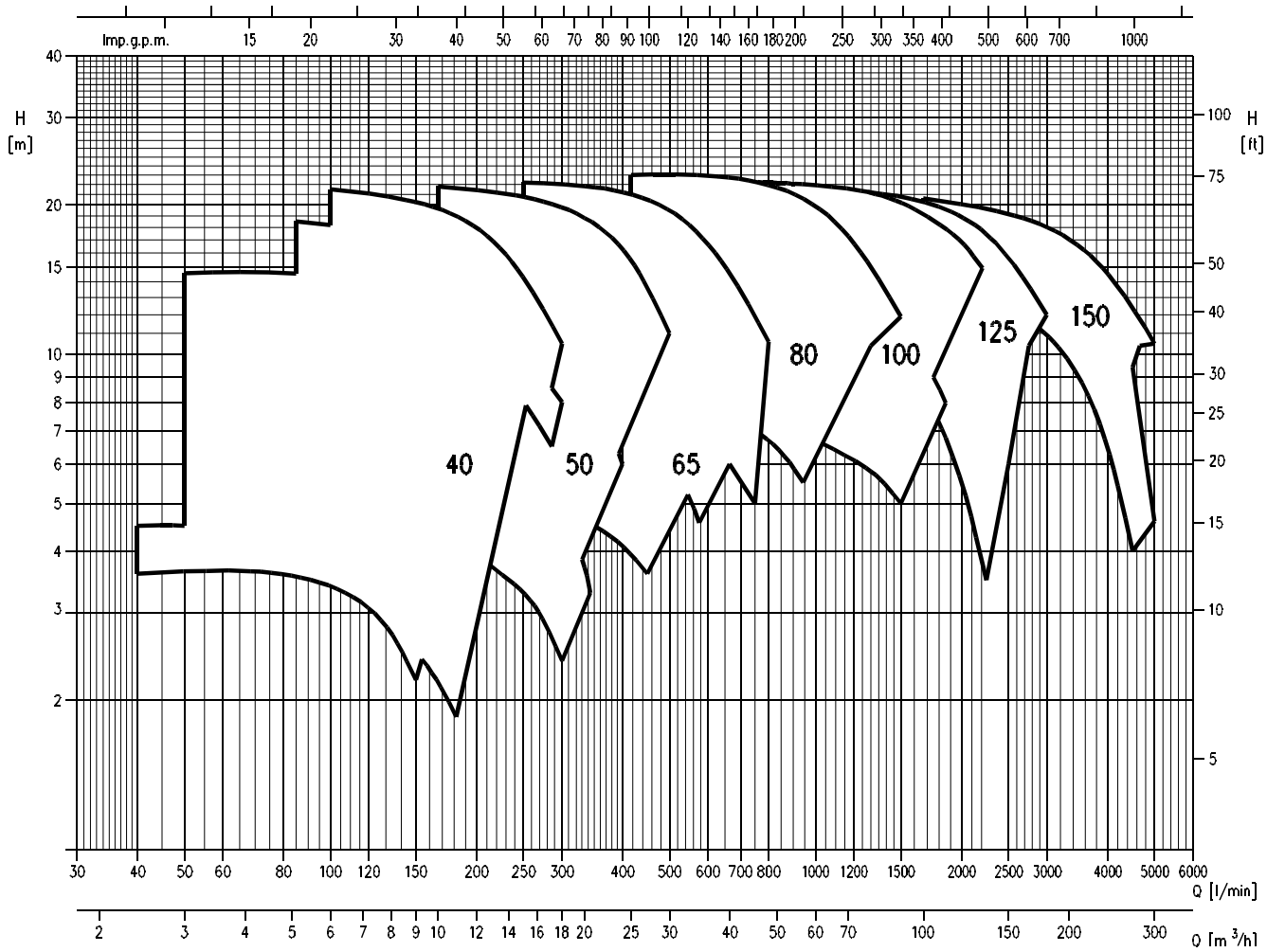

LPC 4 Poles: 32, 40, 50 Version

Pump type LPC4	Power		Capacity																				
			l/min	0	30	40	50	75	85	100	125	150	166,7	175	200	225	250	300	350	400	416,7	450	500
Three Phase	[kW]	[HP]	m³/h	0	1,8	2,4	3	4,5	5,1	6	7,5	9	10	10,5	12	13,5	15	18	21	24	25	27	30
			H=Total manometric head in meters																				
LPC4 32-100/0,25	0,25	0,33		3,4	3,3	3,2	3,1	2,7	2,5	2,1	1,2	-	-	-	-	-	-	-	-	-	-	-	-
LPC4 40-100/0,25	0,25	0,33		3,7	-	3,6	3,6	3,5	3,4	3,3	2,9	2,5	2,2	2	1,5	-	-	-	-	-	-	-	-
LPC4 40-125/0,25R	0,25	0,33		4,8	-	4,5	4,4	4,1	3,9	3,7	3	2,2	-	-	-	-	-	-	-	-	-	-	-
LPC4 40-125/0,25	0,25	0,33		6,3	-	-	6,2	6	5,9	5,7	5,2	4,5	4,1	3,9	2,8	-	-	-	-	-	-	-	-
LPC4 40-160/0,37	0,37	0,55		9,6	-	-	9,4	9,2	9,1	8,9	8,4	7,7	7,4	6,9	5,8	4,7	-	-	-	-	-	-	-
LPC4 40-200/0,75	0,75	1		13,5	-	-	-	12,8	12,6	12,4	11,9	11,3	11	10,6	9,8	9	8	6	-	-	-	-	-
LPC4 40-200/1,1	1,1	1,5		15	-	-	-	14,6	14,5	14,3	13,8	13,3	13,0	12,7	11,8	10,9	10	8	-	-	-	-	-
LPC4 40-250/1,1	1,1	1,5		19	-	-	-	-	18,5	18	17,5	17	16,3	16	14,5	13	11	-	-	-	-	-	-
LPC4 40-250/1,5	1,5	2		22,8	-	-	-	-	-	21,5	21	20,5	19,7	19,5	18	16,5	15	-	-	-	-	-	-
LPC4 50-125/0,25	0,25	0,3		4,8	-	-	-	-	-	4,6	4,5	4,3	4,2	4,1	3,9	3,6	3,3	2,4	-	-	-	-	-
LPC4 50-125/0,37	0,37	0,55		6,4	-	-	-	-	-	6,3	6,2	6,1	6	6	5,8	5,6	5,3	4,6	3	-	-	-	-
LPC4 50-160/0,55	0,55	0,75		9,2	-	-	-	-	-	8,8	8,6	8,4	8,2	8,1	7,7	7,3	6,8	5,8	4,4	-	-	-	-
LPC4 50-200/1,1R	1,1	1,5		12,9	-	-	-	-	-	12,7	12,5	12,1	12	11,7	11,2	10,7	10,1	8,5	6,8	-	-	-	-
LPC4 50-200/1,1	1,1	1,5		14,5	-	-	-	-	-	14,2	14	13,8	13,7	13,4	13	12,5	11,8	10,2	8,3	6	-	-	-
LPC4 50-250/1,5	1,5	2,0		18,8	-	-	-	-	-	-	-	-	17,5	17,4	17	16,6	16,2	15	13,7	12	11	10	-
LPC4 50-250/2,2	2,2	3		23,2	-	-	-	-	-	-	-	-	21,8	21,7	21,4	21	20,5	19,5	18,5	17	15,4	14	11

LPC 4 Poles: 65, 80 Version

Pump type LPC4	Power		Capacity																						
			l/min	0	150	166.7	175	200	225	250	300	350	400	416.7	450	500	600	700	750	800	900	1000	1100	1200	1300	1500
Three Phase	[kW]	[HP]	m³/h	0	9	10	10.5	12	13.5	15	18	21	24	25	27	30	36	42	45	48	54	60	66	72	78	90
			H=Total manometric head in meters																							
LPC4 65-125/0,37	0.37	0.55		5.4	5.3	5.3	5.3	5.2	5.1	5	4.8	4.5	4.1	3.7	3.6	3.0	-	-	-	-	-	-	-	-	-	-
LPC4 65-125/0,55	0.55	0.75		6.5	6.4	6.4	6.3	6.2	6.1	6	5.8	5.5	5.2	5.1	4.9	4.4	-	-	-	-	-	-	-	-	-	-
LPC4 65-160/0,75	0.75	1		8.3	-	-	-	8.1	8.0	7.9	7.8	7.4	7	6.8	6.6	6	4	-	-	-	-	-	-	-	-	-
LPC4 65-160/1,1	1.1	1.5		9.1	-	-	-	9.0	8.9	8.8	8.7	8.4	8.1	7.9	7.7	7.2	5.5	-	-	-	-	-	-	-	-	-
LPC4 65-200/1,1	1.1	1.5		12.7	-	-	-	12.3	12.2	12	11.5	10.8	10	9.4	9	8	5.8	-	-	-	-	-	-	-	-	-
LPC4 65-200/1,5	1.5	2		14.3	-	-	-	14.1	14.1	14.4	13.6	13	12.1	11.9	11.2	10.1	7.8	5	-	-	-	-	-	-	-	-
LPC4 65-250/2,2	2.2	3		19.5	-	-	-	-	-	18	17.5	17	16.0	15.8	15.0	14	11.8	9.5	8.5	-	-	-	-	-	-	-
LPC4 65-250/3	3	4		22.8	-	-	-	-	-	22.3	22	21.5	21	20.8	20.2	19.4	17.3	14	12.5	10.6	-	-	-	-	-	-
LPC4 80-160/0,75	0.75	1		6.9	-	-	-	-	-	-	6.3	6.1	6	5.9	5.8	5.6	4.9	4	3.6	-	-	-	-	-	-	-
LPC4 80-160/1,1R	1.1	1.5		7.4	-	-	-	-	-	-	7.3	7.2	7.1	7.1	7	6.8	6.3	5.6	5.3	4.8	3.8	-	-	-	-	-
LPC4 80-160/1,1	1.1	1.5		8.6	-	-	-	-	-	-	8.5	8.5	8.4	8.4	8.3	8.2	7.9	7.3	7.1	6.7	5.9	5	-	-	-	-
LPC4 80-160/1,5	1.5	2		10.4	-	-	-	-	-	-	10.2	10.1	10	10	9.9	9.8	9.5	9	8.8	8.4	7.5	6.5	-	-	-	-
LPC4 80-200/2,2	2.2	3		12.6	-	-	-	-	-	-	-	-	12.5	12.5	12.4	12.3	12.1	11.7	11.2	11.1	10.4	9.6	8.5	-	-	-
LPC4 80-200/3	3	4		15.4	-	-	-	-	-	-	-	-	15.3	15.3	15.2	15.1	15	14.6	14.2	14.2	13.6	12.8	11.9	11	-	-
LPC4 80-250/4	4.0	5.5		20	-	-	-	-	-	-	-	19.9	19.8	19.8	19.7	19.5	19	18.4	18	17.5	16.5	15.2	13.8	12	10.5	-
LPC4 80-250/5,5	5.5	7.5		23.2	-	-	-	-	-	-	-	-	-	23	22.9	22.8	22.5	22	21.8	21.5	20.6	19.7	18.7	17.5	15.5	12

LPC 4 Poles: 100, 125, 150 Version

Pump type LPC4	Power		Capacity																								
			l/min	0	600	666.7	700	800	833.3	900	1000	1100	1200	1250	1300	1500	1667	1750	2000	2250	2500	2750	3000	3500	4000	4500	4667	5000
Three Phase	[kW]	[HP]	m³/h	0	36	40	42	48	50	54	60	66	72	75	78	90	100	105	120	135	150	165	180	210	240	270	280	300
			etric head in meters																									
LPC4 100-160/1,5	1.5	2		8	7.7	7.6	7.5	7.2	7.1	7	6.7	6.4	6.1	6	5.8	5	-	-	-	-	-	-	-	-	-	-	-	-
LPC4 100-160/2,2	2.2	3		10	9.7	9.6	9.5	9.4	9.3	9.1	8.8	8.5	8.2	8	7.9	7.1	6.3	6	-	-	-	-	-	-	-	-	-	-
LPC4 100-200/3	3.00	4		12.5	12.0	11.9	11.8	11.5	11.4	11.3	10.9	10.5	10	9.6	9.5	8.5	7.5	7	-	-	-	-	-	-	-	-	-	-
LPC4 100-200/4	4.00	5.5		14.9	14.4	14.3	14.2	14	13.9	13.8	13.4	13.1	12.7	12.4	12.2	11	9.7	9	6.5	-	-	-	-	-	-	-	-	-
LPC4 100-250/5,5	5.5	7.5		20	-	-	-	19.2	19.0	18.9	18.5	18.1	17.7	17.5	17.2	16	14.9	14.5	12	-	-	-	-	-	-	-	-	-
LPC4 100-250/7,5	7.5	10		23.5	-	-	-	22.3	22.2	22.1	21.9	21.7	21.3	21.1	21	20	19	18.5	16.8	14.5	-	-	-	-	-	-	-	-
LPC4125-250/5,5R	5.5	7.5		13.2	-	12.7	12.6	12.4	12.3	12.2	11.9	11.8	11	10.9	10.6	9.6	8.6	8	6	3.5	-	-	-	-	-	-	-	-
LPC4 125-250/5,5	5.5	7.5		16.1	-	-	-	-	15.6	15.5	15.2	15	14.6	14.4	14.1	12.4	12.3	12	10	8	6	-	-	-	-	-	-	-
LPC4 125-250/7,5	7.5	10		19.8	-	-	-	-	19.5	19.4	19.2	19	18.8	17.7	18.3	18	17.5	17	15.7	14	12.5	10.5	-	-	-	-	-	-
LPC4 125-250/11	11	15		21.9	-	-	-	-	-	-	21.6	21.4	21.3	21.2	21.2	20.8	20.3	20	19	17.8	16.2	14.2	12	-	-	-	-	-
LPC4 150-250/7,5	7.5	10		16	-	-	-	-	-	-	-	-	-	15.0	14.9	14.7	14.4	14.3	13.8	13.3	12.6	11.8	11	9	6.5	4	-	-
LPC4 150-250/11R	11	15		17.9	-	-	-	-	-	-	-	-	-	-	-	-	16.6	16.5	16	15.5	15	14.2	13.5	11.8	9.5	7.4	6.8	4.6
LPC4 150-250/11	11	15		19.2	-	-	-	-	-	-	-	-	-	18.9	18.8	18.5	18.2	18.0	17.7	17.2	16.7	16.2	15.3	13.6	11.5	9.4	-	-
LPC4 150-250/15R	15	20		21	-	-	-	-	-	-	-	-	-	20.5	20.4	20.1	19.9	19.8	19.5	19.0	18.6	18	17.4	15.7	13.9	11.9	10.5	-
LPC4 150-250/15	15	20		21.8	-	-	-	-	-	-	-	-	-	-	-	-	20.8	20.7	20.5	19.8	19.5	19	18.5	17	15	13	11.8	10.5

TYPE KEY AND CURVE SPECIFICATIONS

50Hz

Rev. A

TYPE KEY:

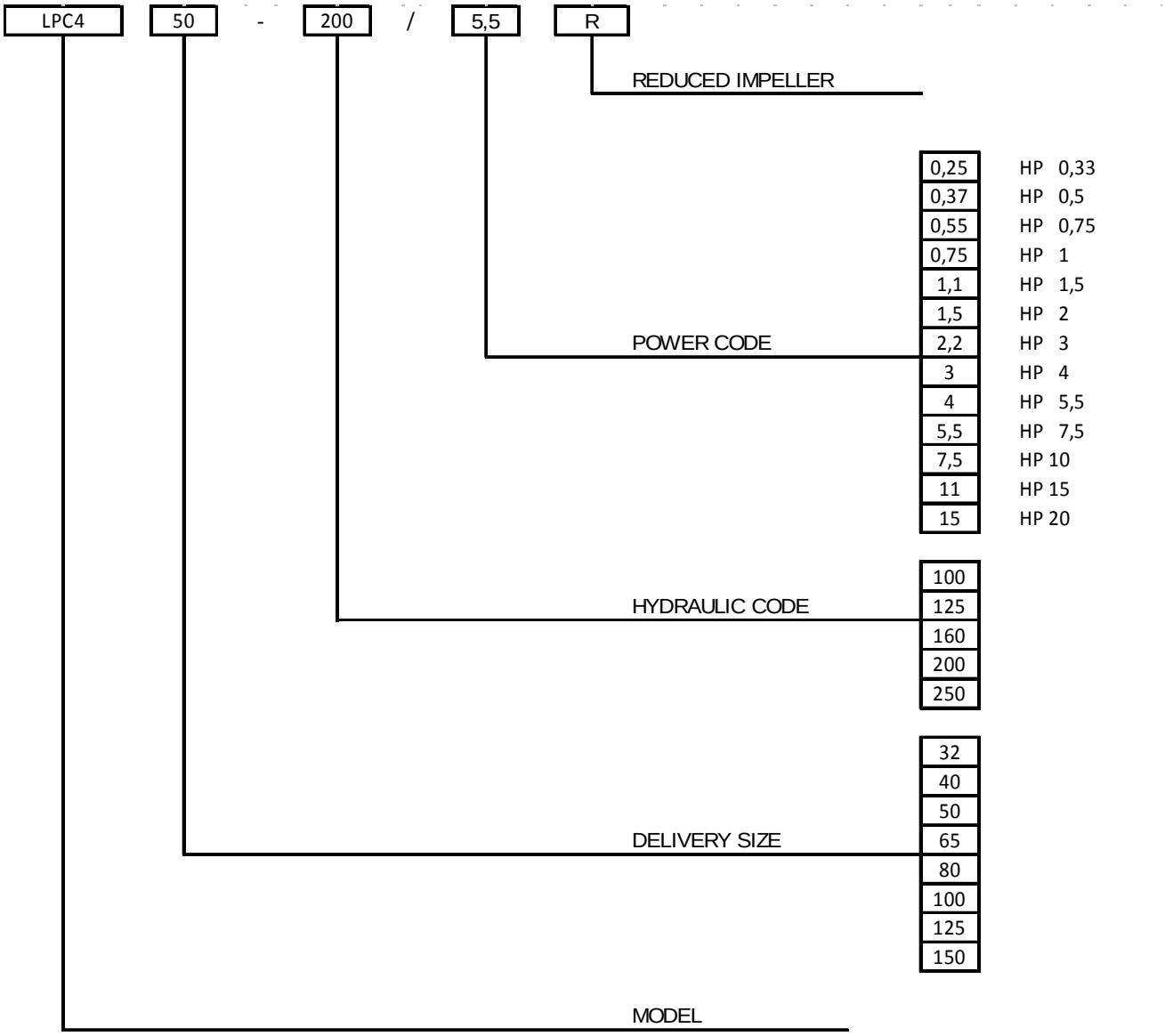

PERFORMANCE CURVE

50Hz

Rev. A

LPC4 32-100/0.25 (0.25 kW) MEI > 0.40 Impeller diameter = 99 mm

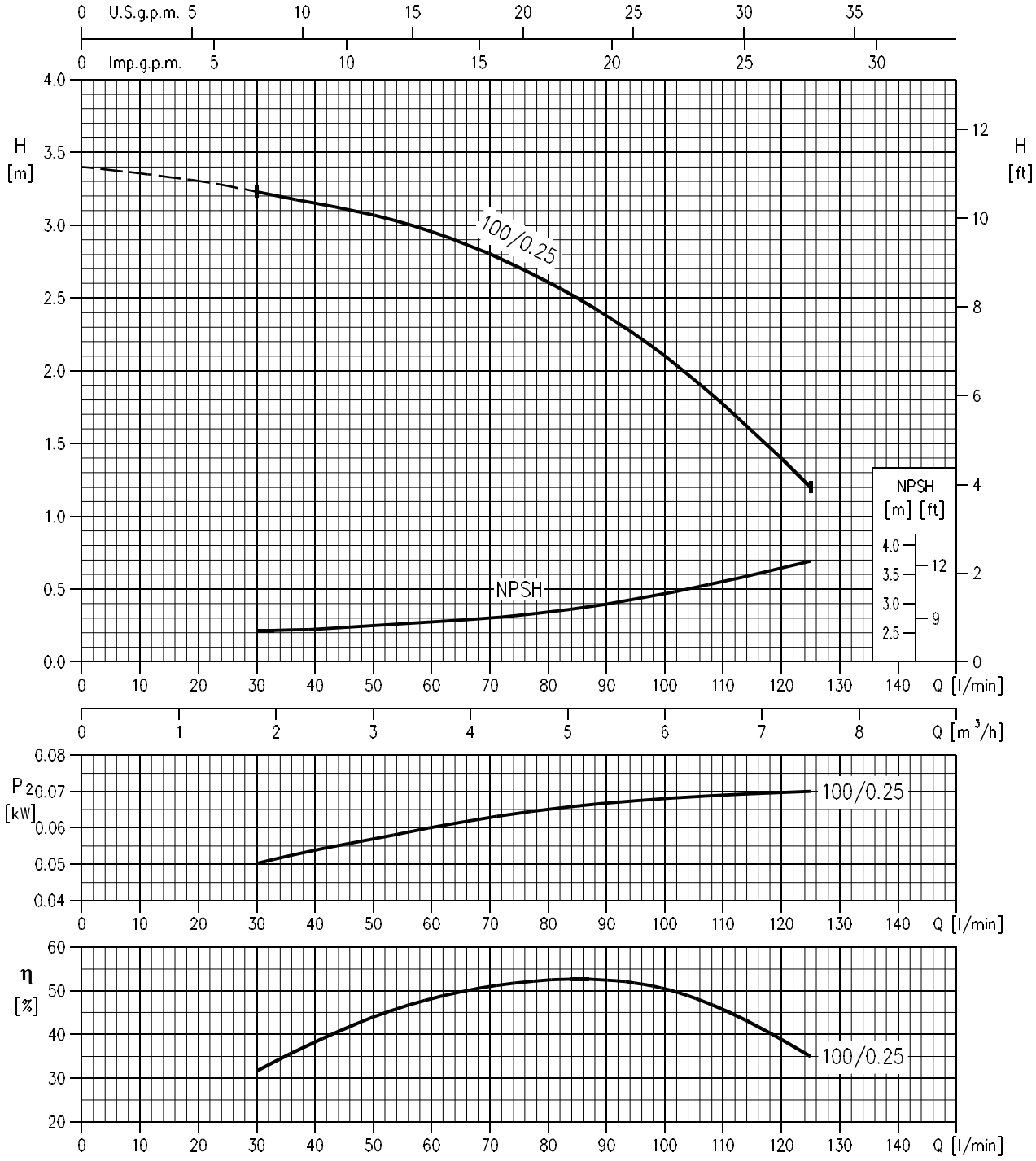

Rotation speed ≈ 1400 min^{-1}
Test standard: ISO 9906 – Annex A

PERFORMANCE CURVE

50Hz

Rev. A

LPC4 40-100/0.25 (0.25 kW) MEI > 0.40 Impeller diameter = 105 mm

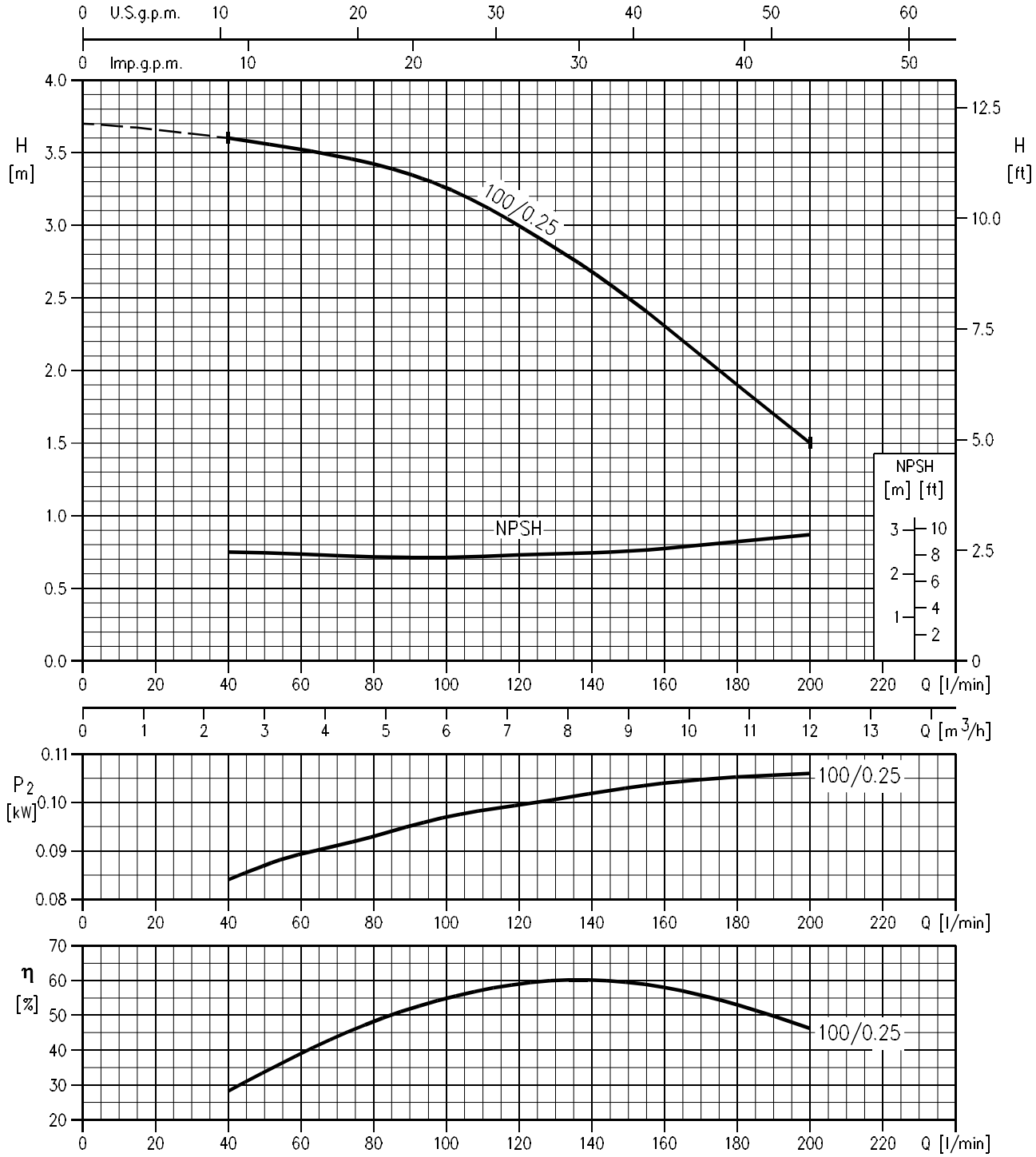

Rotation speed ≈ 1400 min^{-1}
Test standard: ISO 9906 – Annex A

PERFORMANCE CURVE

50Hz

Rev. A

LPC4 40-125/0.25R (0.25 kW) MEI > 0.40 Impeller diameter = 120 mm
LPC4 40-125/0.25 (0.25 kW) MEI > 0.40 Impeller diameter = 139 mm

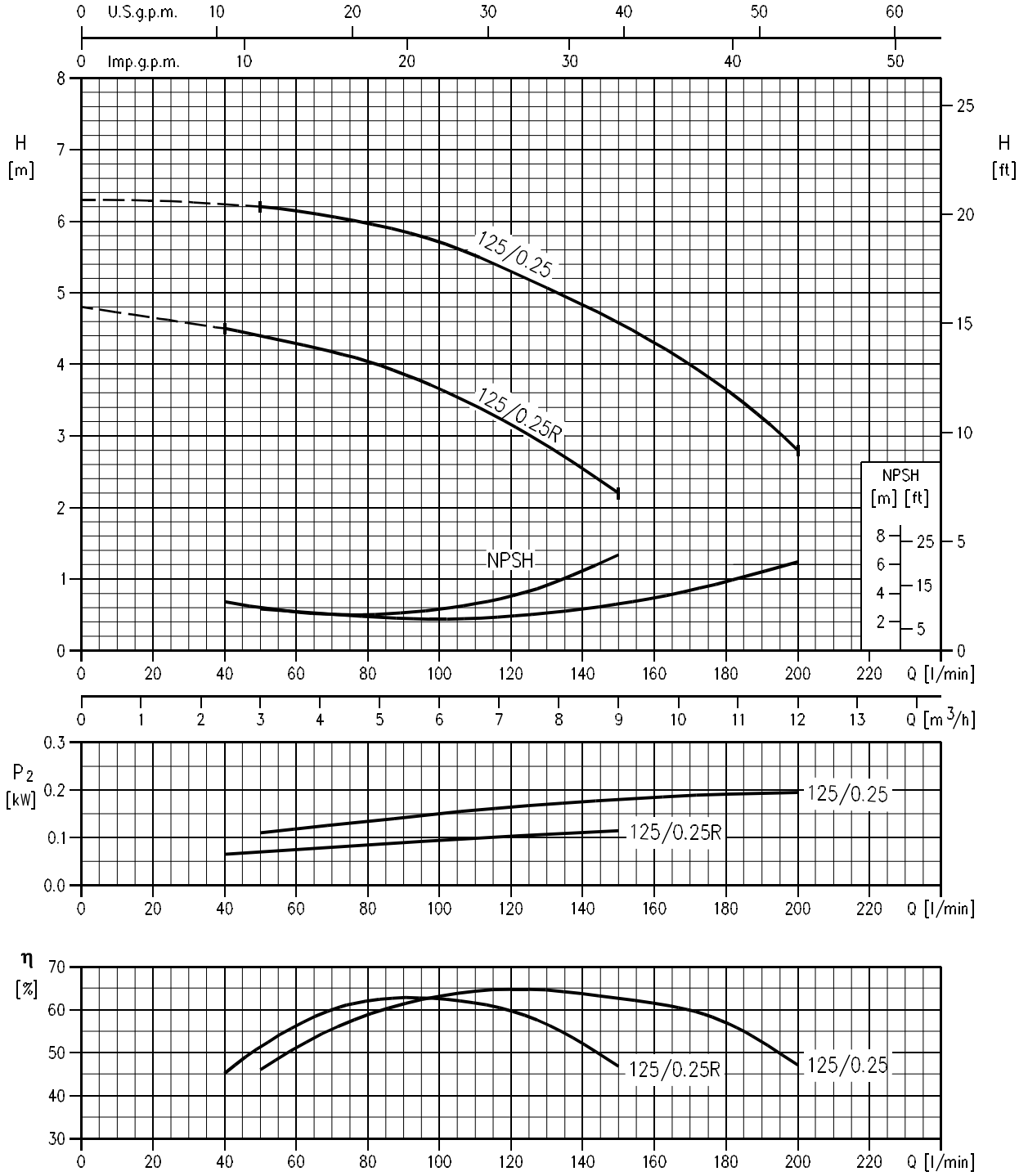

Rotation speed ≈ 1400 min^{-1}
Test standard: ISO 9906 – Annex A

PERFORMANCE CURVE

50Hz

Rev. A

LPC4 40-160/0.37 (0.37 kW) MEI > 0.40 Impeller diameter = 169 mm

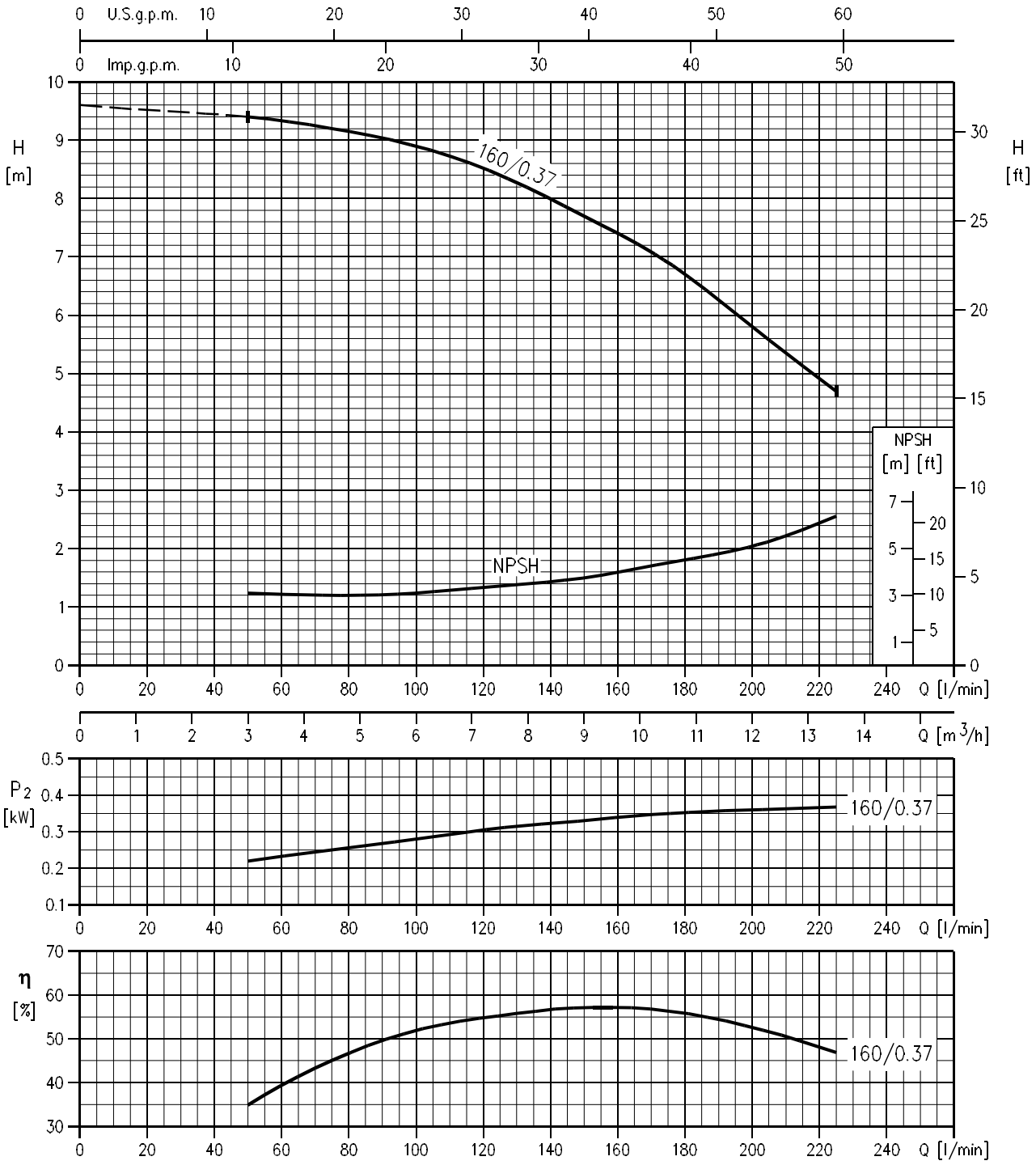

Rotation speed ≈ 1400 min^{-1}
Test standard: ISO 9906 – Annex A

PERFORMANCE CURVE

50Hz

Rev. A

LPC4 40-200/0.75 (0.75 kW) MEI > 0.40 Impeller diameter = 200 mm
LPC4 40-200/1.1 (1.1 kW) MEI > 0.40 Impeller diameter = 209 mm

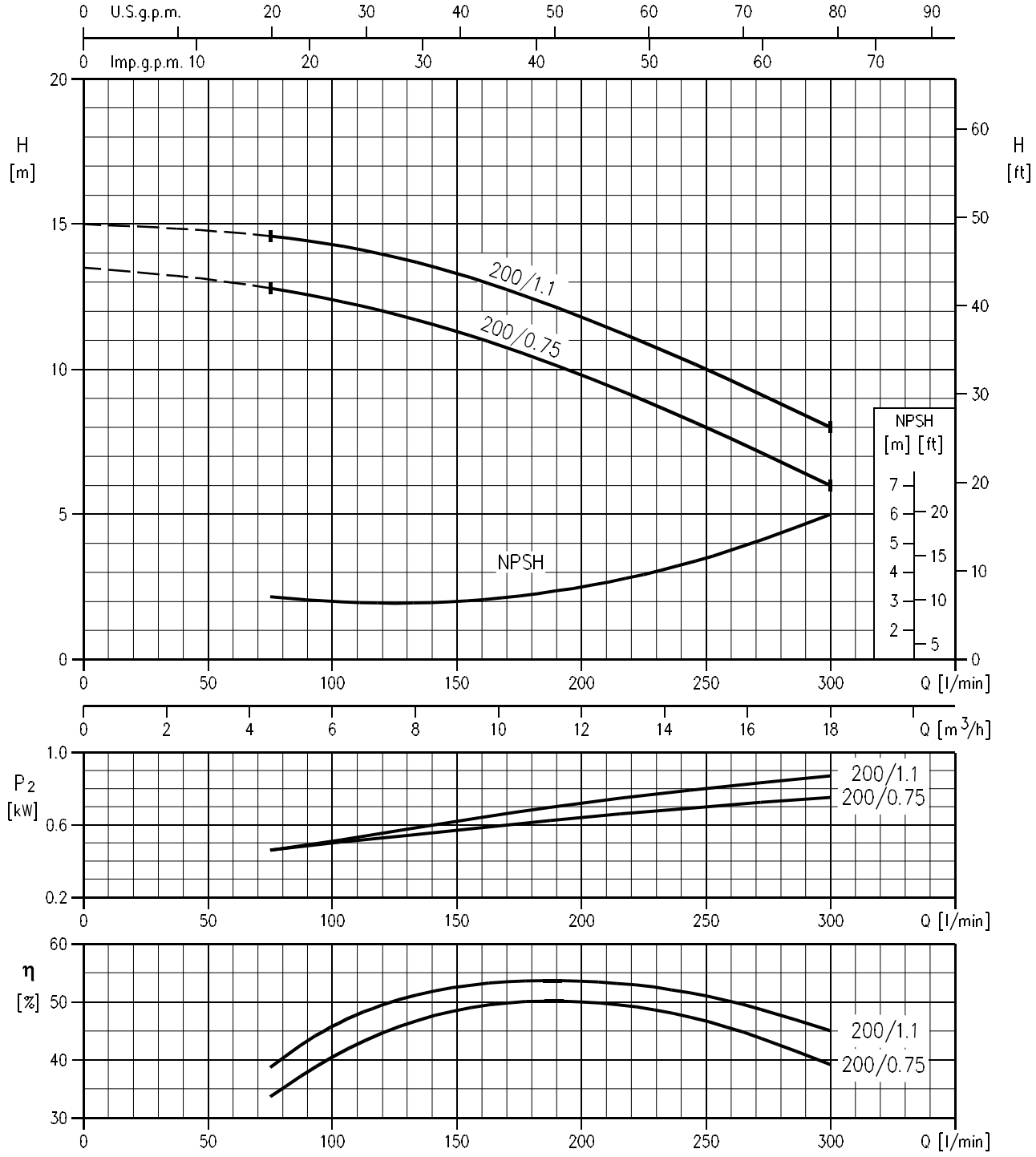

Rotation speed ≈ 2900 min^{-1}
Test standard: ISO 9906 – Annex A

PERFORMANCE CURVE

50Hz

Rev. A

LPC4 40-250/1.1 (1.1 kW) MEI > 0.40 Impeller diameter = 240 mm
LPC4 40-250/01.5 (1.5 kW) MEI > 0.40 Impeller diameter = 260.5 mm

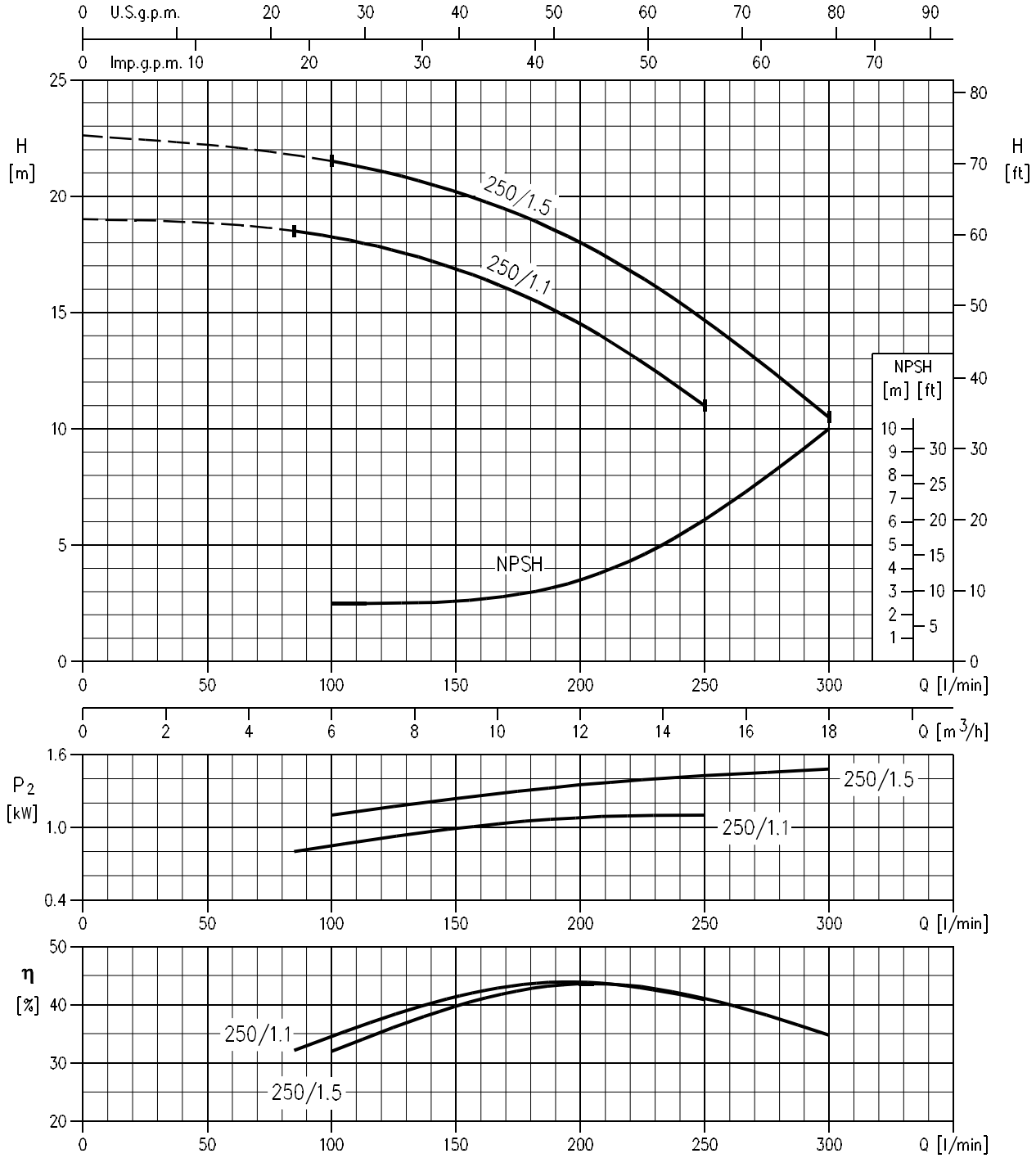

Rotation speed ≈ 1400 min^{-1}
Test standard: ISO 9906 – Annex A

PERFORMANCE CURVE

50Hz

Rev. A

LPC4 50-125/0.25 (0.25 kW) MEI > 0.40 Impeller diameter = 129 mm
LPC4 50-125/0.37 (0.37 kW) MEI > 0.40 Impeller diameter = 140.5 mm

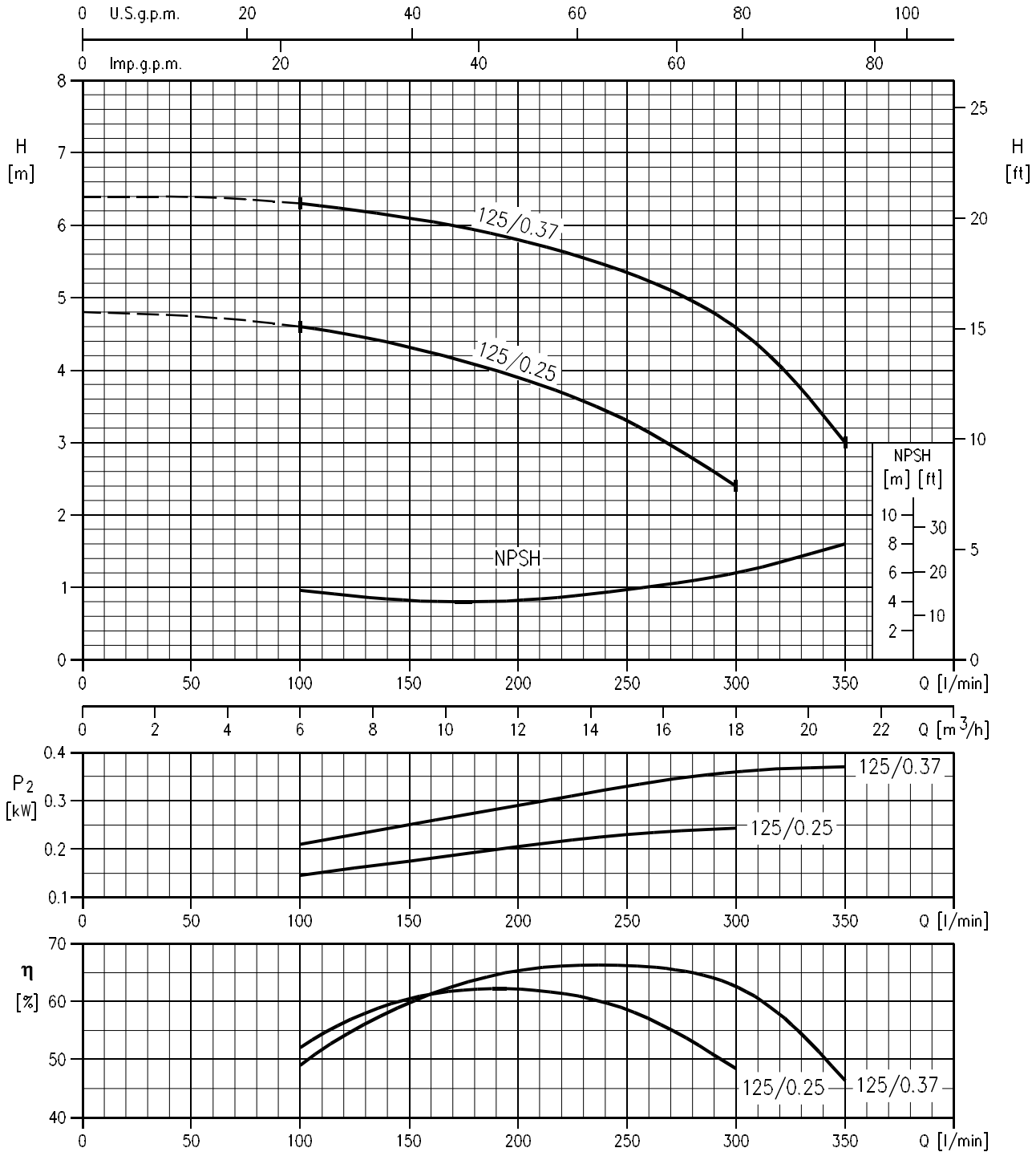

Rotation speed ≈ 1400 min^{-1}
Test standard: ISO 9906 – Annex A

PERFORMANCE CURVE

50Hz

Rev. A

LPC4 50-160/0.55 (0.55 kW) MEI > 0.40 Impeller diameter = 169 mm

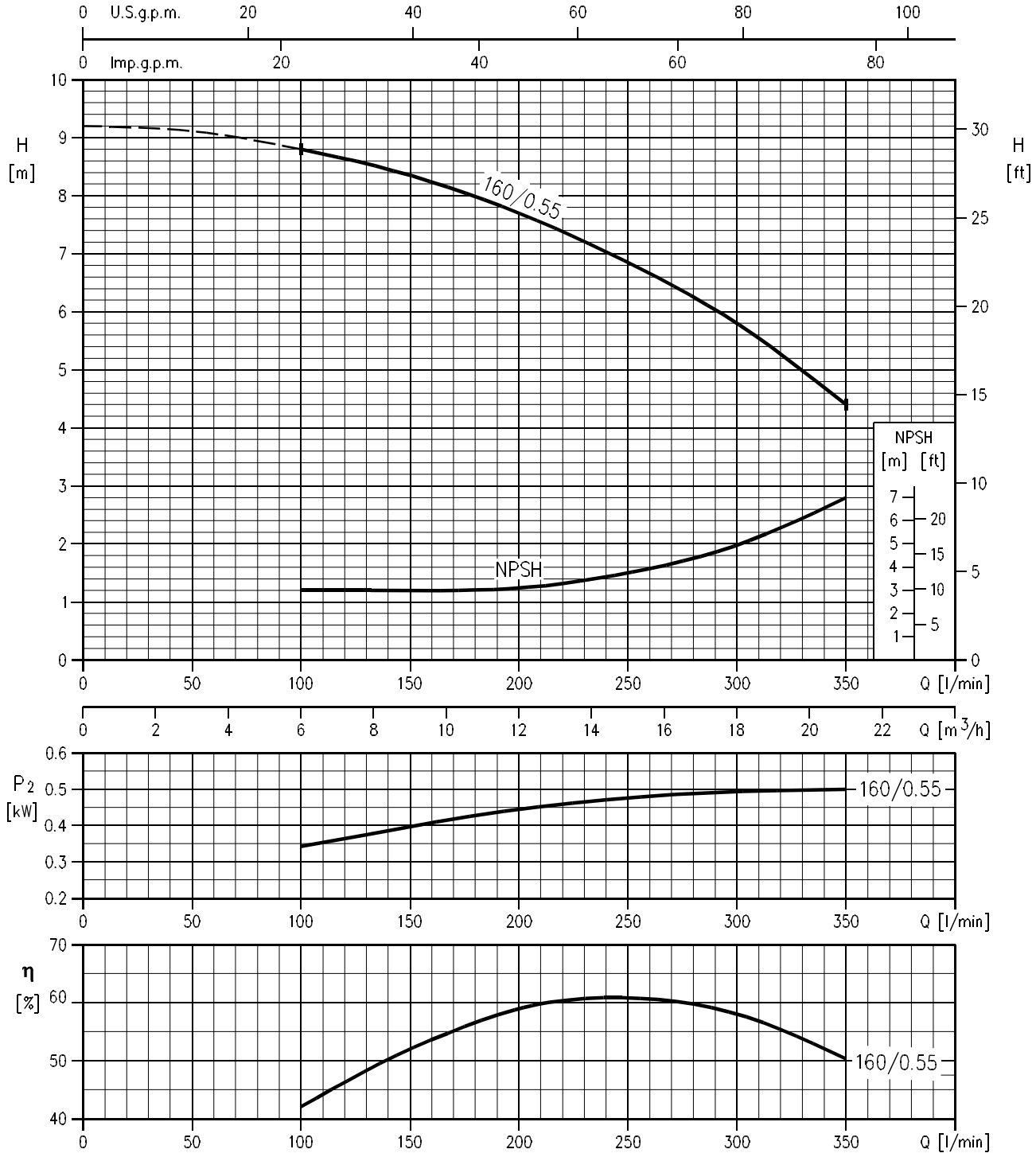

Rotation speed ≈ 1400 min^{-1}
Test standard: ISO 9906 – Annex A

PERFORMANCE CURVE

50Hz

Rev. A

LPC4 50-200/1.1R (1.1 kW) MEI > 0.40 Impeller diameter = 201 mm
LPC4 50-200/1.1 (1.1 kW) MEI > 0.40 Impeller diameter = 210 mm

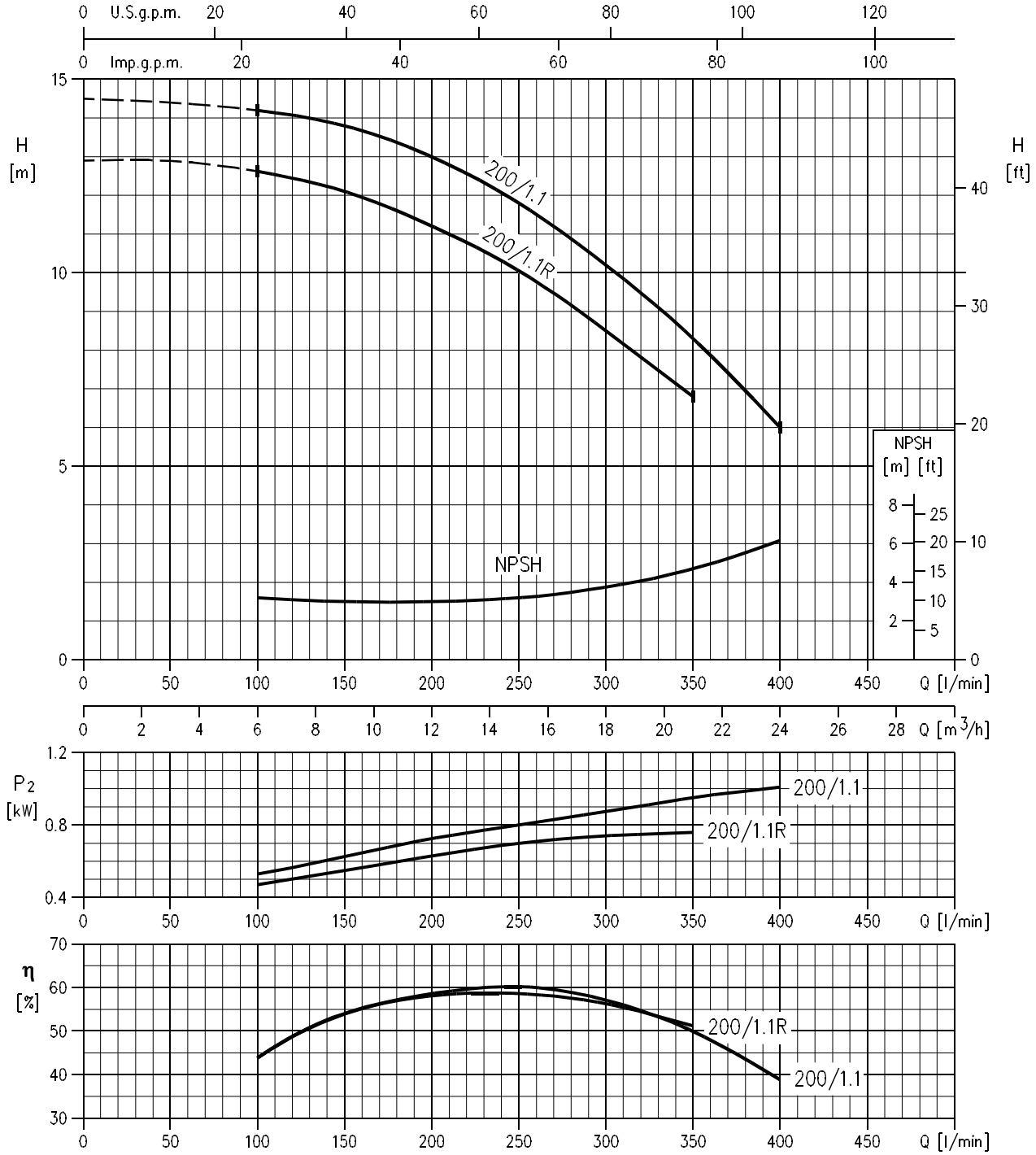

Rotation speed ≈ 1400 min^{-1}
Test standard: ISO 9906 – Annex A

PERFORMANCE CURVE

50Hz

Rev. A

LPC4 50-250/1.5 (1.5 kW) MEI > 0.40 Impeller diameter = 240 mm
LPC4 50-250/2.2 (2.2 kW) MEI > 0.40 Impeller diameter = 259 mm

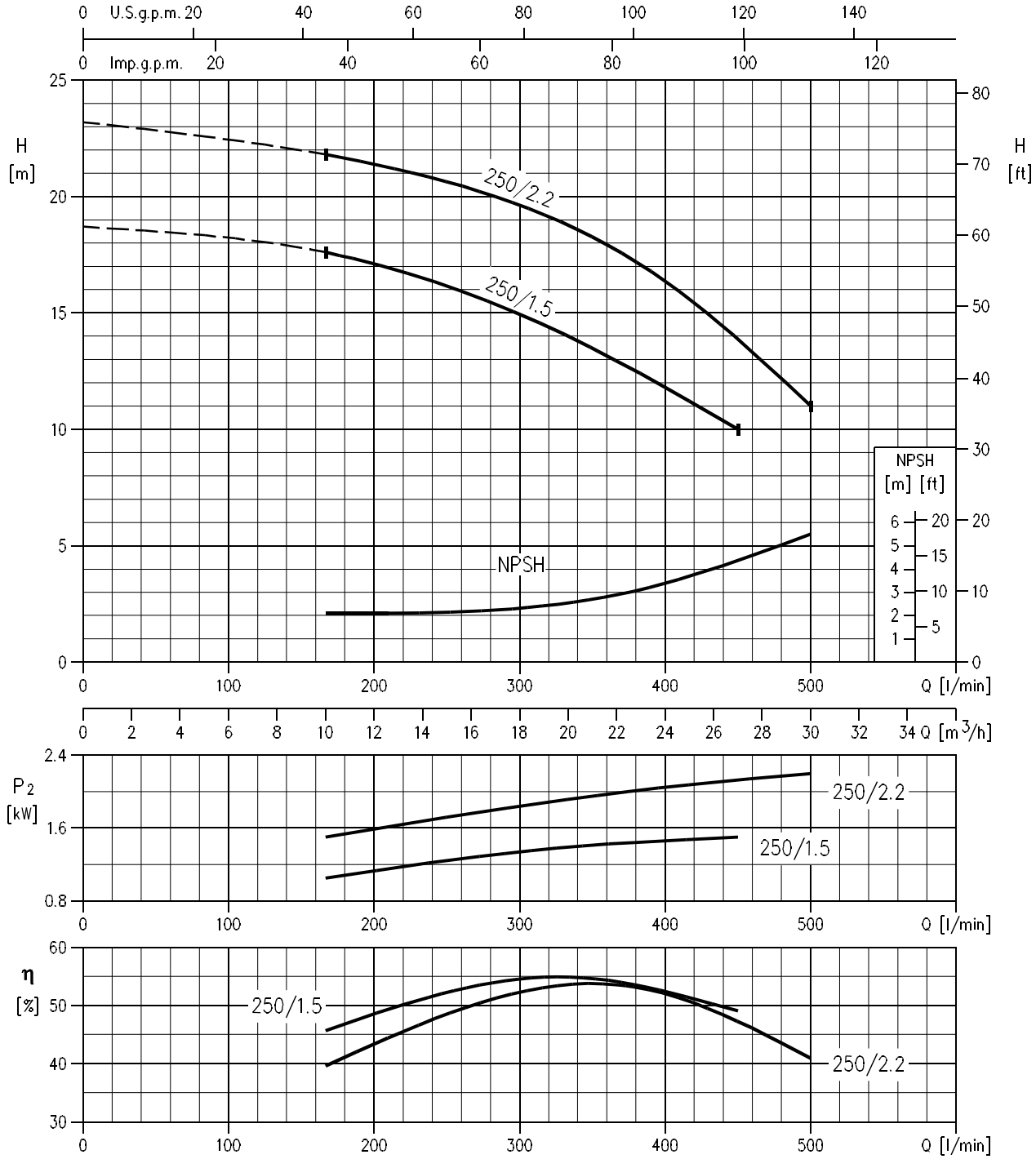

Rotation speed ≈ 1400 min^{-1}
Test standard: ISO 9906 – Annex A

PERFORMANCE CURVE

50Hz

Rev. A

LPC4 65-125/0.37 (0.37 kW) MEI > 0.40 Impeller diameter = 130 mm
LPC4 65-125/0.55 (0.55 kW) MEI > 0.40 Impeller diameter = 139 mm

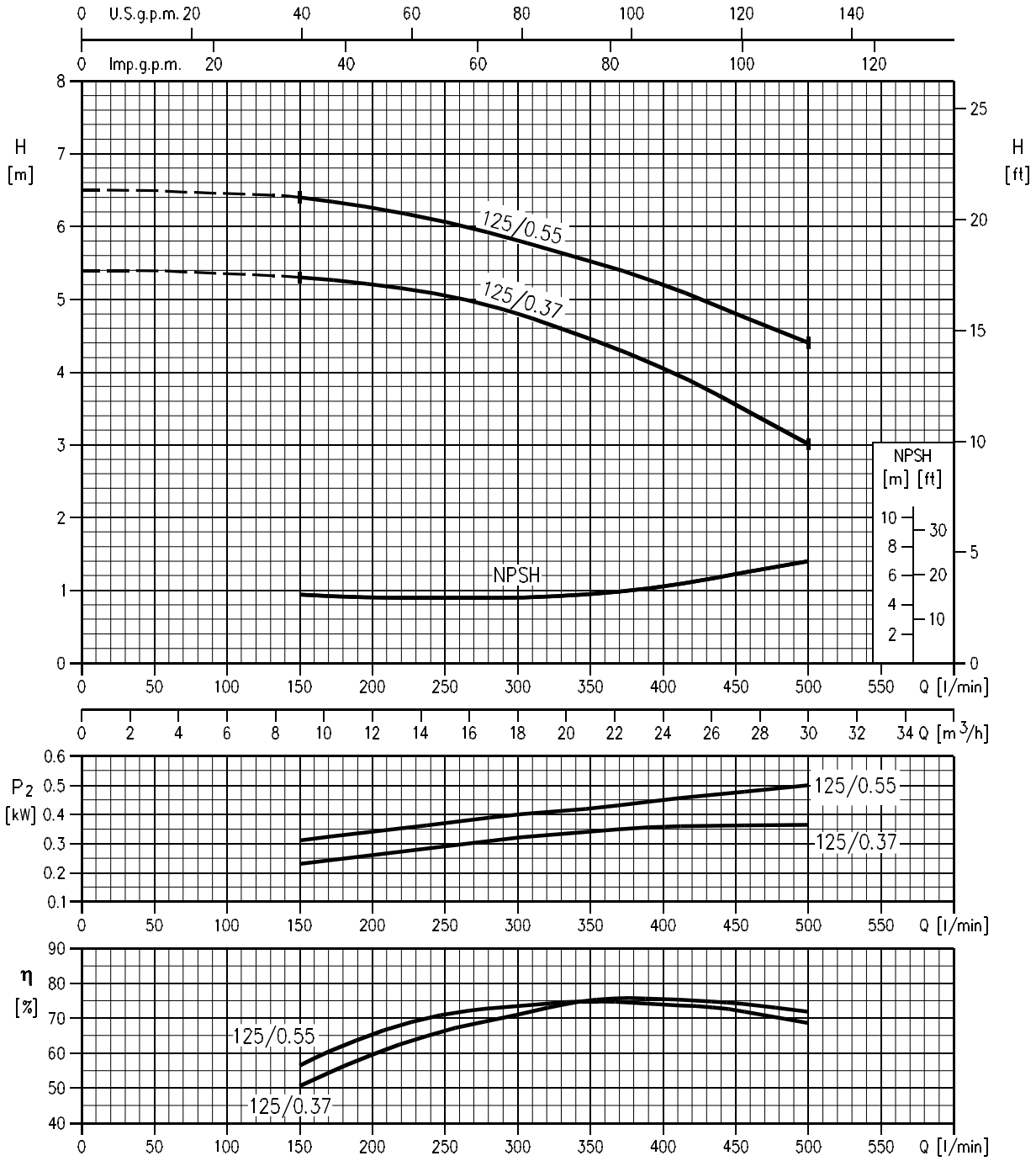

Rotation speed ≈ 1400 min^{-1}
Test standard: ISO 9906 – Annex A

PERFORMANCE CURVE

50Hz

Rev. A

LPC4 65-160/0.75 (0.75 kW) MEI > 0.40 Impeller diameter = 160 mm
LPC4 65-160/1.1 (1.1 kW) MEI > 0.40 Impeller diameter = 169 mm

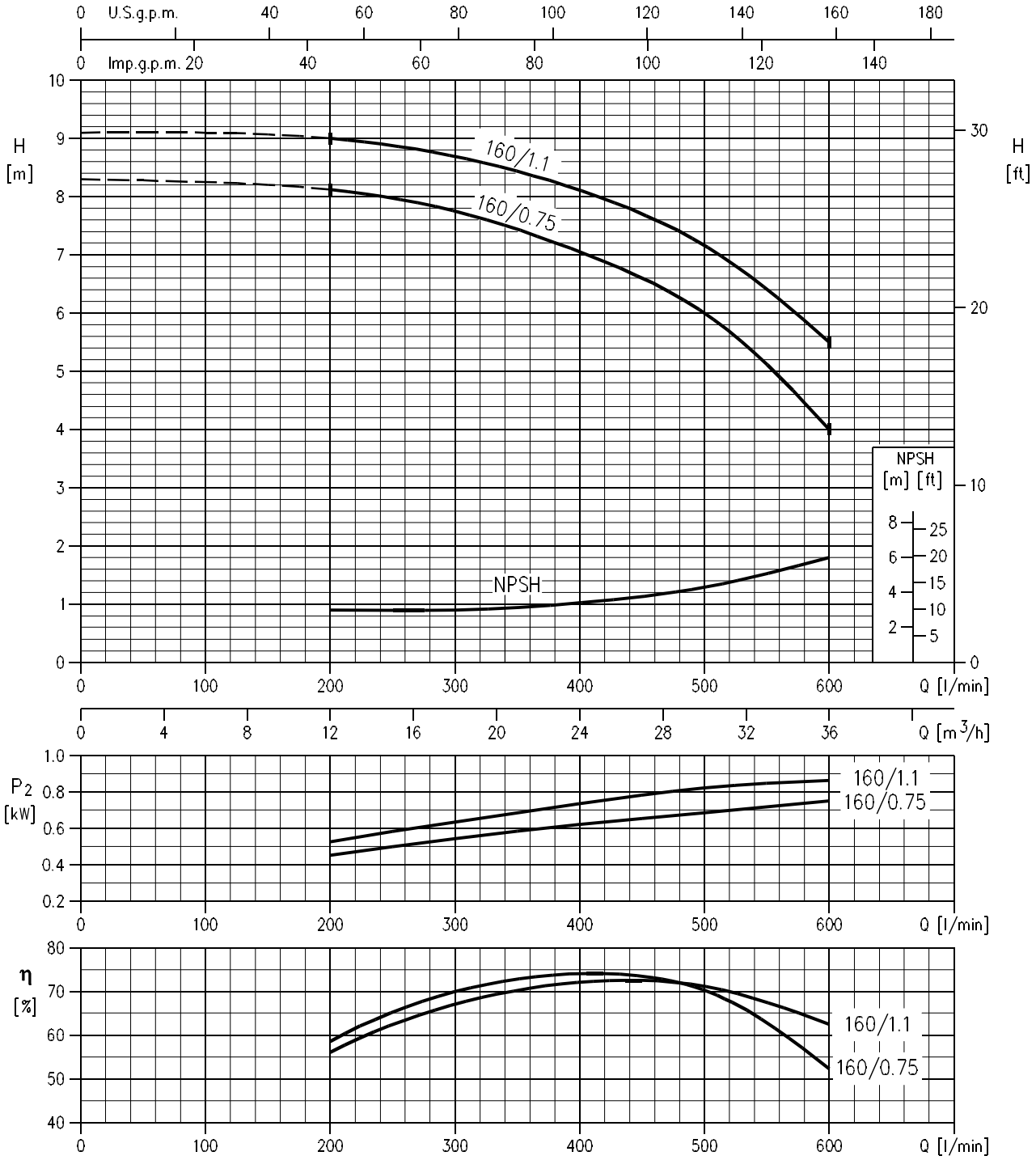

Rotation speed ≈ 1400 min^{-1}
Test standard: ISO 9906 – Annex A

PERFORMANCE CURVE

50Hz

Rev. A

LPC4 65-200/1.1 (1.1 kW) MEI > 0.40 Impeller diameter = 200 mm
LPC4 65-200/1.5 (1.5 kW) MEI > 0.40 Impeller diameter = 209 mm

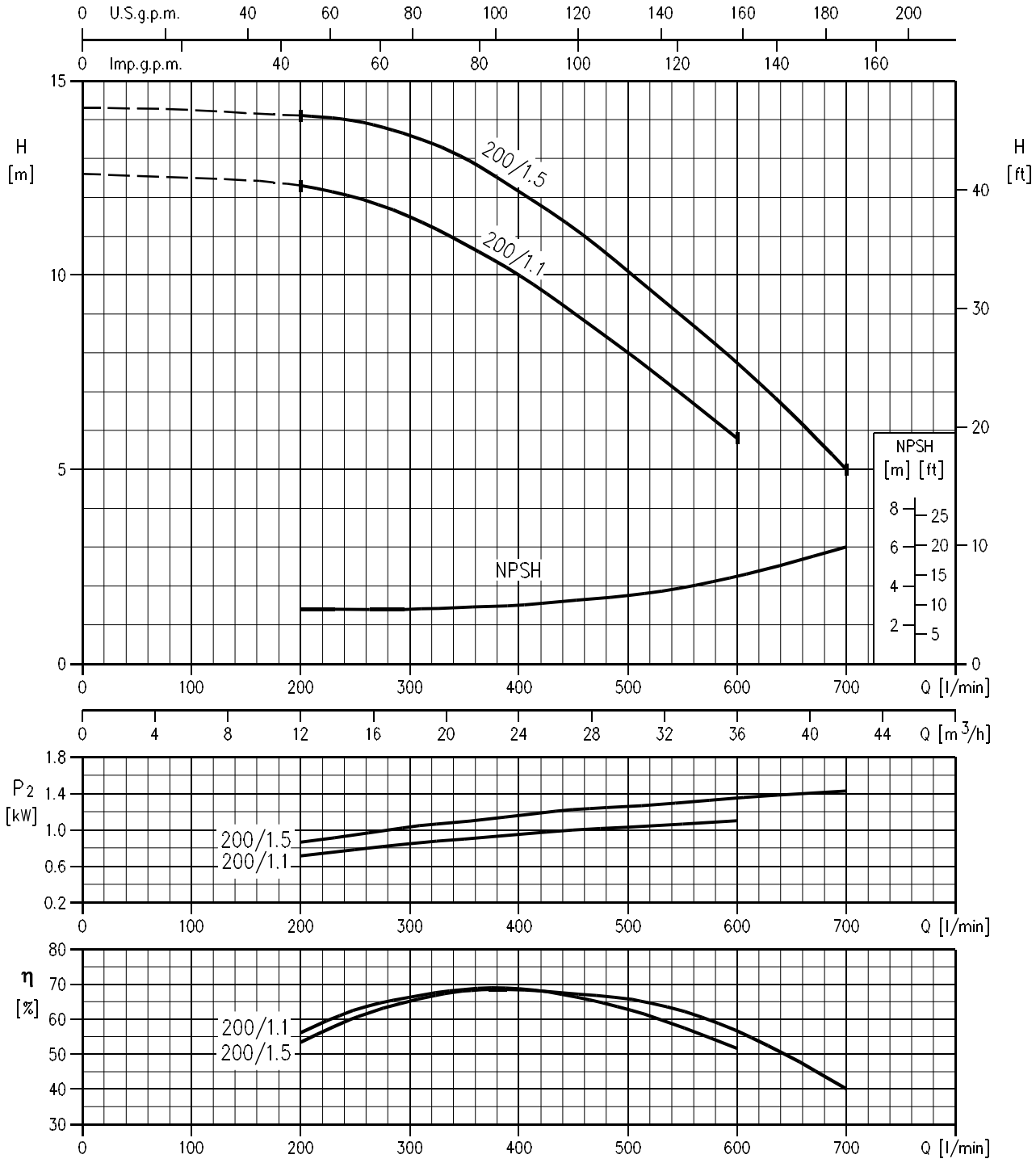

Rotation speed ≈ 1400 min^{-1}
Test standard: ISO 9906 – Annex A

PERFORMANCE CURVE

50Hz

Rev. A

LPC4 65-250/2.2 (2.2 kW) MEI > 0.40 Impeller diameter = 235 mm
LPC4 65-250/3.0 (3.0 kW) MEI > 0.40 Impeller diameter = 259 mm

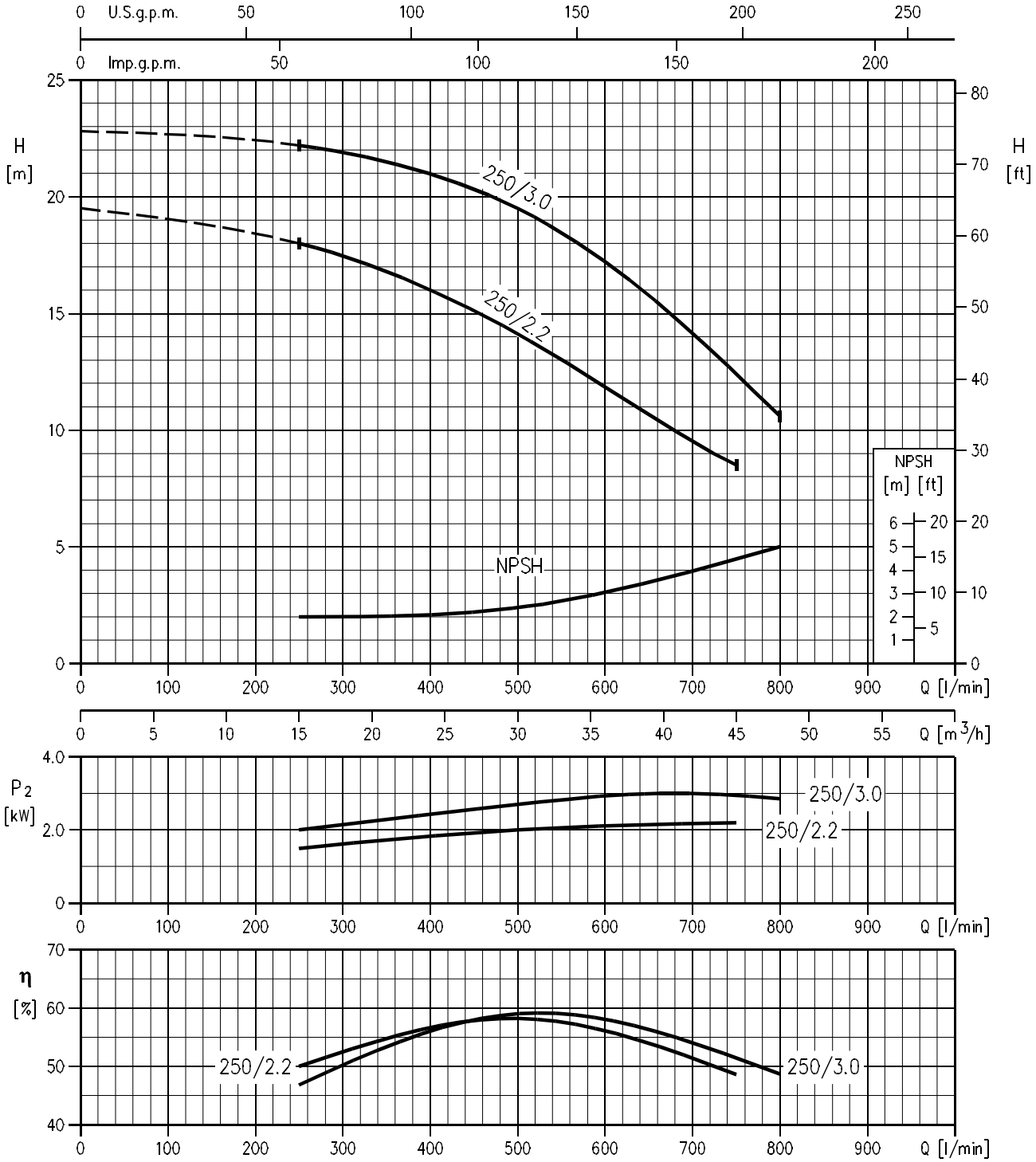

Rotation speed ≈ 1400 min^{-1}
Test standard: ISO 9906 – Annex A

PERFORMANCE CURVE

50Hz

Rev. A

LPC4 80-160/0.75 (0.75 kW) MEI > 0.40 Impeller diameter = 138 mm
LPC4 80-160/1.1R (1.1 kW) MEI > 0.40 Impeller diameter = 148 mm
LPC4 80-160/1.1 (1.1 kW) MEI > 0.40 Impeller diameter = 158 mm
LPC4 80-160/1.5 (1.5 kW) MEI > 0.40 Impeller diameter = 169 mm

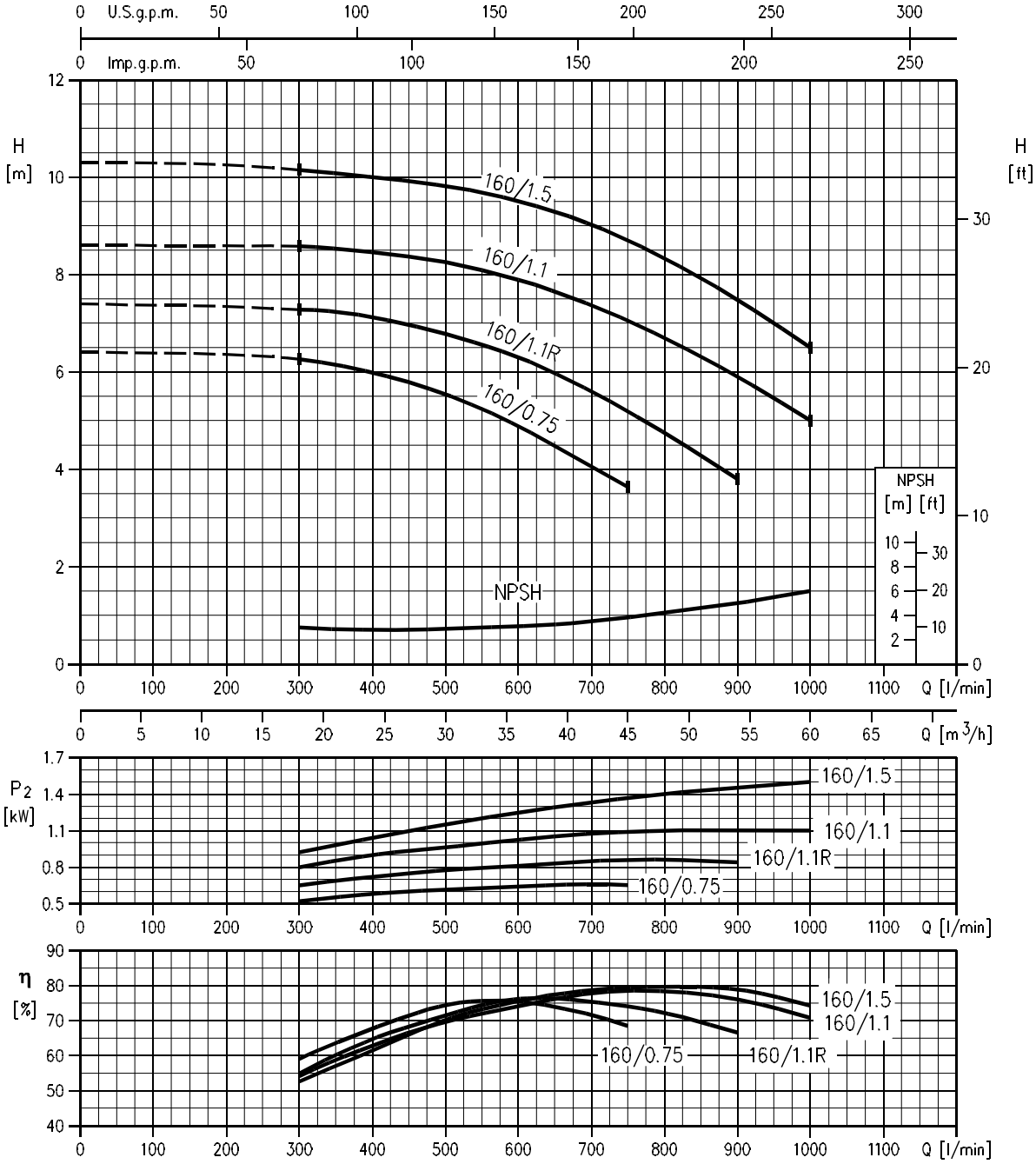

Rotation speed ≈ 1400 min^{-1}
Test standard: ISO 9906 – Annex A

PERFORMANCE CURVE

50Hz

Rev. A

LPC4 80-200/2.2 (2.2 kW) MEI > 0.40 Impeller diameter = 192 mm
LPC4 80-200/3.0 (3.0 kW) MEI > 0.40 Impeller diameter = 210.5 mm

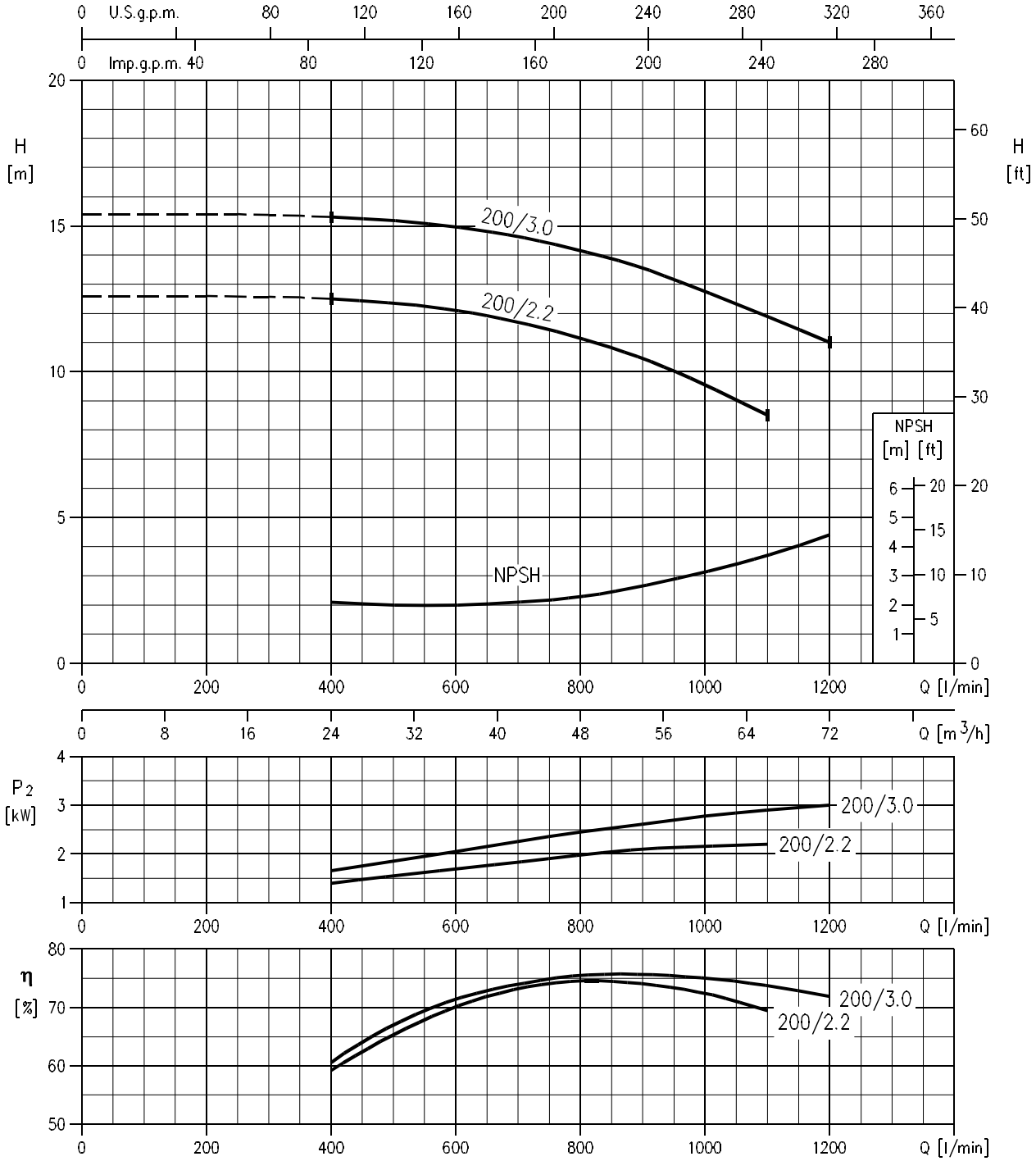

Rotation speed ≈ 1400 min^{-1}
Test standard: ISO 9906 – Annex A

PERFORMANCE CURVE

50Hz

Rev. A

LPC4 80-250/4.0 (4.0 kW) MEI > 0.40 Impeller diameter = 245 mm
LPC4 80-250/5.5 (5.5 kW) MEI > 0.40 Impeller diameter = 259 mm

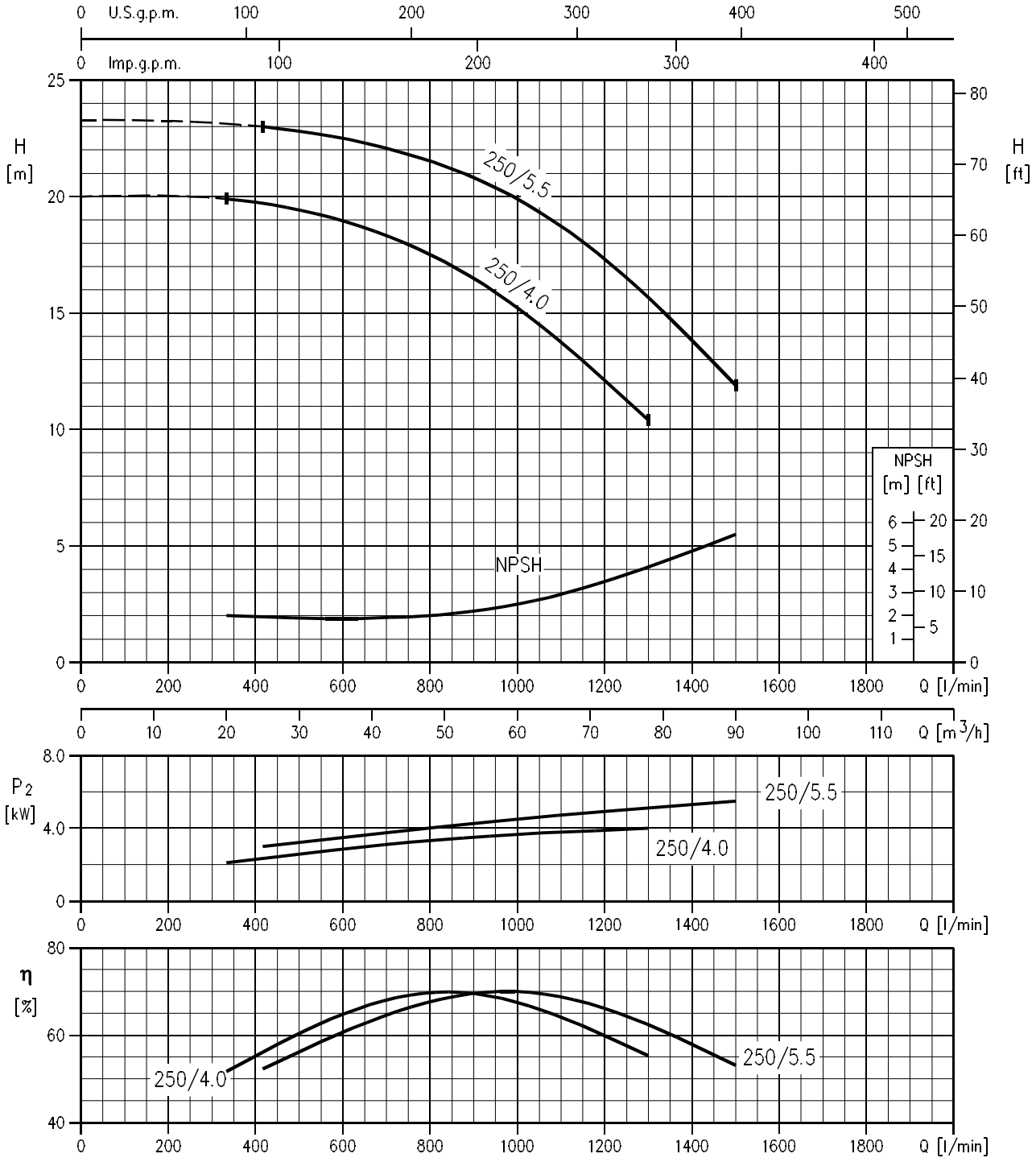

Rotation speed ≈ 1400 min^{-1}
Test standard: ISO 9906 – Annex A

PERFORMANCE CURVE

50Hz

Rev. A

LPC4 100-160/1.5 (1.5 kW) MEI > 0.40 Impeller diameter = 155 mm
LPC4 100-160/2.2 (2.2 kW) MEI > 0.40 Impeller diameter = 169 mm

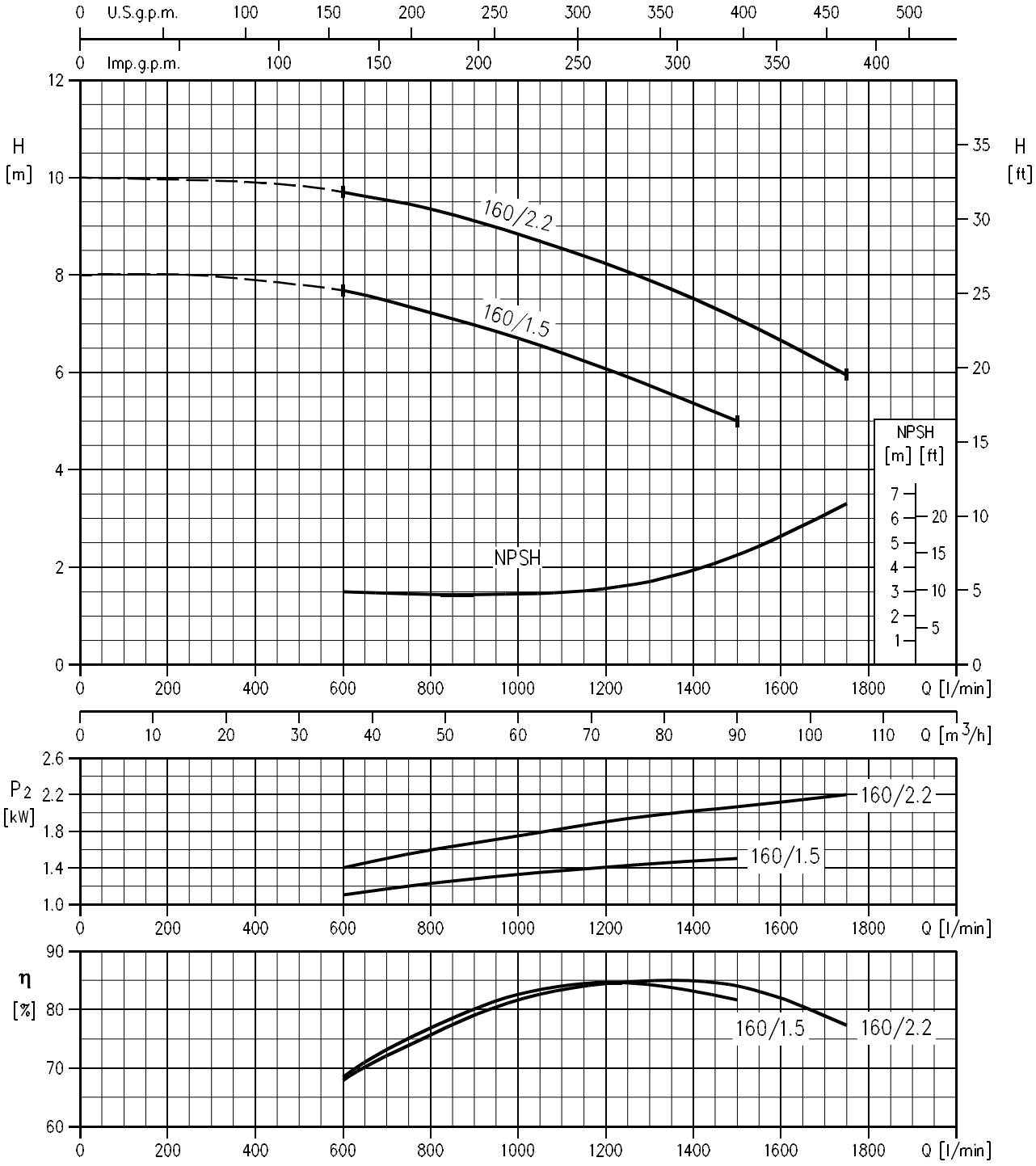

Rotation speed ≈ 1400 min^{-1}
Test standard: ISO 9906 – Annex A

PERFORMANCE CURVE

50Hz

Rev. A

LPC4 100-200/3.0 (3.0 kW) MEI > 0.40 Impeller diameter = 200 mm
LPC4 100-200/4.0 (4.0 kW) MEI > 0.40 Impeller diameter = 209 mm

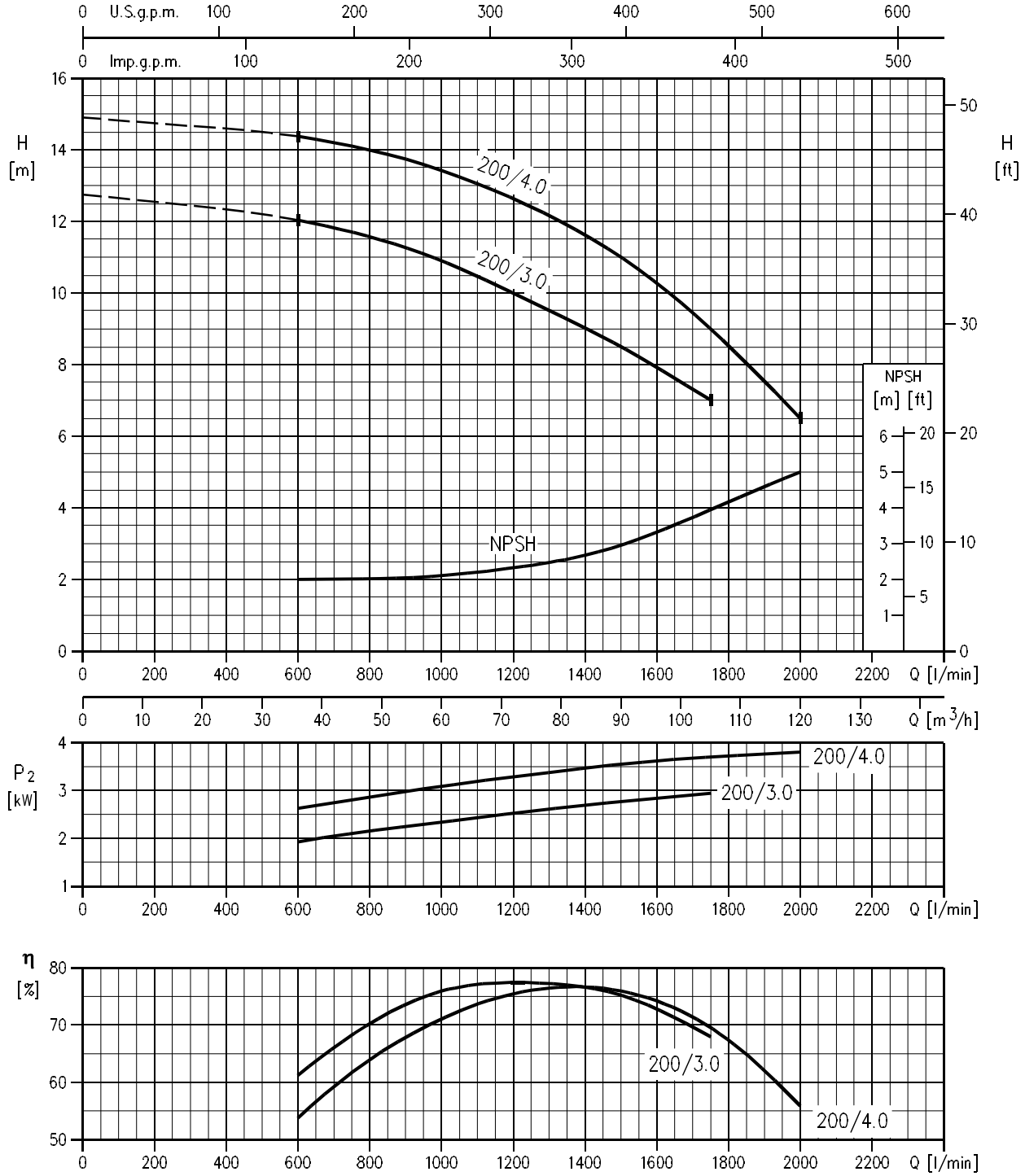

Rotation speed ≈ 1400 min^{-1}
Test standard: ISO 9906 – Annex A

PERFORMANCE CURVE

50Hz

Rev. A

LPC4 100-250/5.5 (5.5 kW) MEI > 0.40 Impeller diameter = 240 mm
LPC4 100-250/7.5 (7.5 kW) MEI > 0.40 Impeller diameter = 259 mm

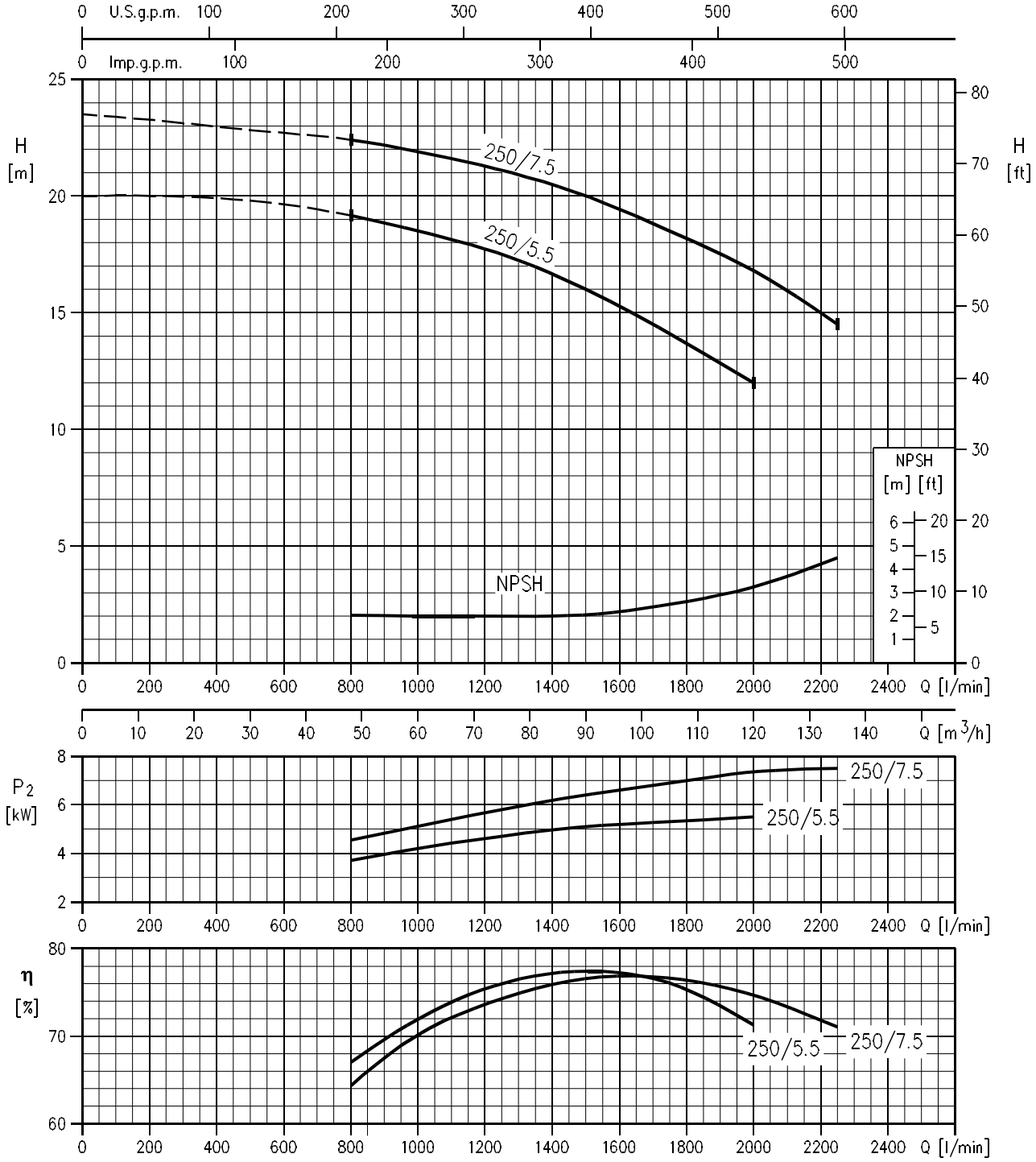

Rotation speed ≈ 1400 min^{-1}
Test standard: ISO 9906 – Annex A

PERFORMANCE CURVE

50Hz

Rev. A

LPC4 125-250/5.5R (5.5 kW) MEI > 0.40 Impeller diameter = 198 mm
LPC4 125-250/5.5 (5.5 kW) MEI > 0.40 Impeller diameter = 217 mm
LPC4 125-250/7.5 (7.5 kW) MEI > 0.40 Impeller diameter = 242 mm
LPC4 125-250/11 (11 kW) MEI > 0.40 Impeller diameter = 259 mm

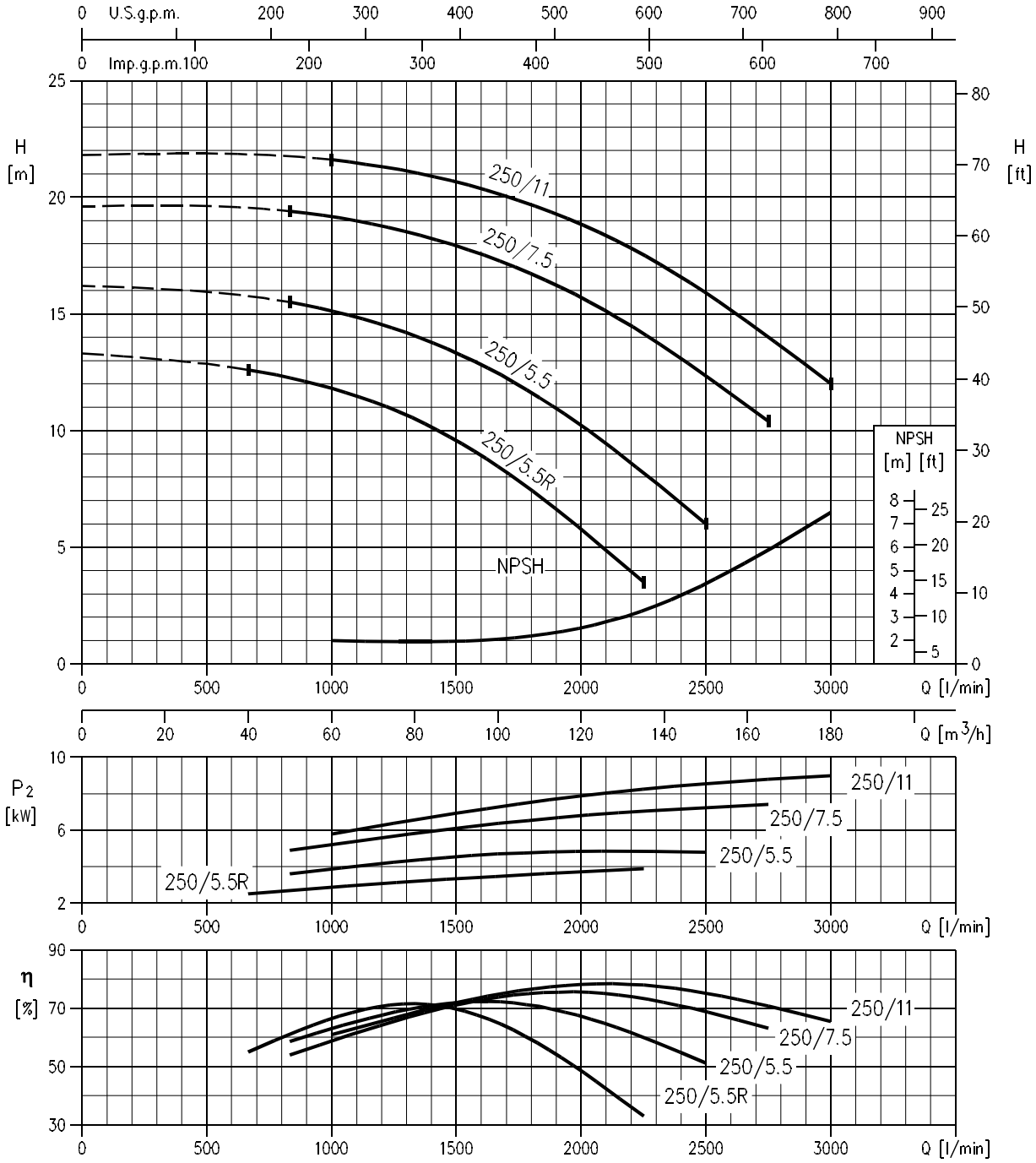

Rotation speed ≈ 1400 min^{-1}
Test standard: ISO 9906 – Annex A

LPC 4 Poles

PERFORMANCE CURVE

50Hz

Rev. A

LPC4 150-250/7.5 (7.5 kW) MEI > 0.40 Impeller diameter = 225 mm
LPC4 150-250/11R (11 kW) MEI > 0.40 Impeller diameter = 238 mm
LPC4 150-250/11 (11 kW) MEI > 0.40 Impeller diameter = 245 mm
LPC4 150-250/15R (15 kW) MEI > 0.40 Impeller diameter = 255 mm
LPC4 150-250/15 (15 kW) MEI > 0.40 Impeller diameter = 259 mm

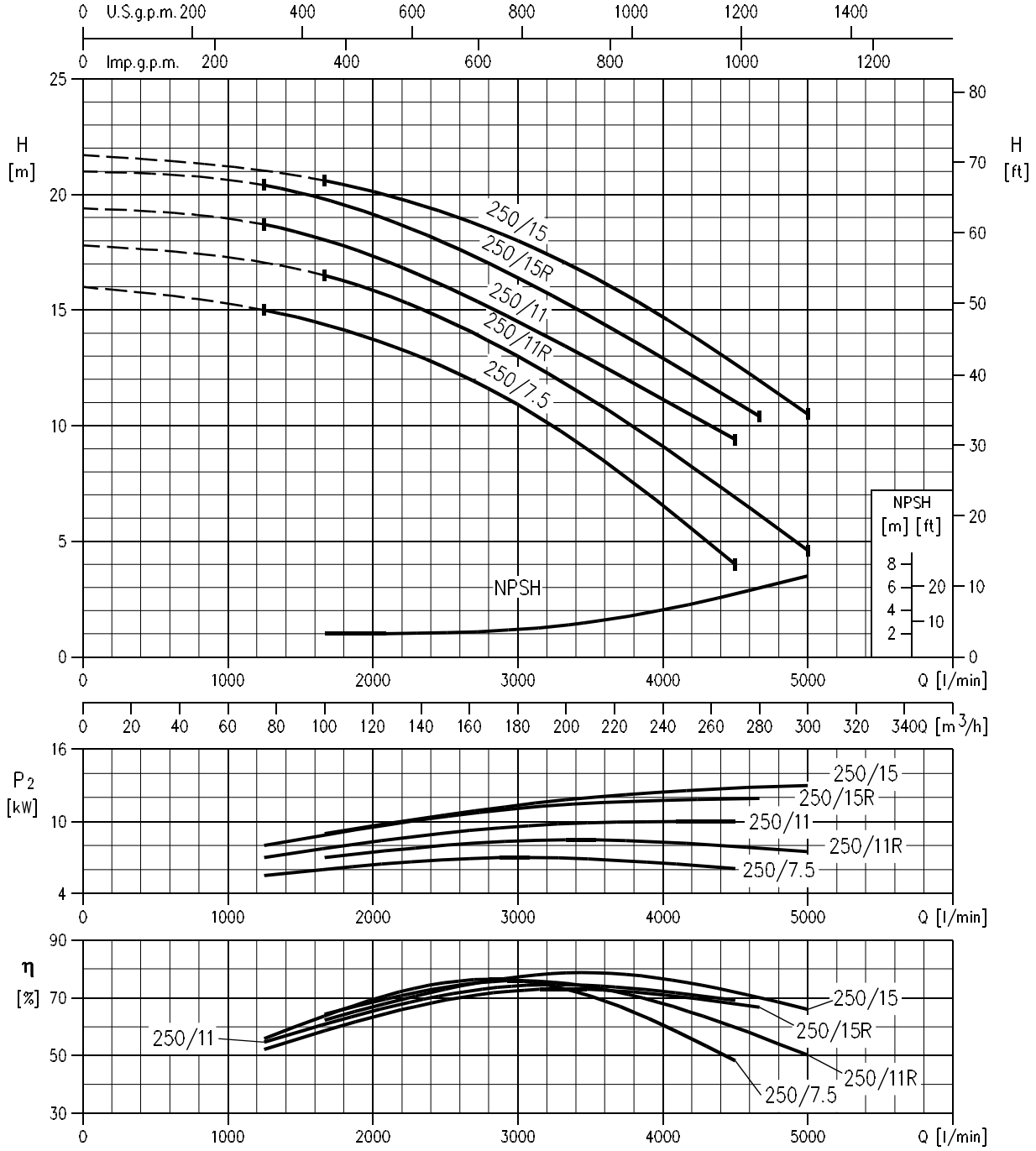

Rotation speed ≈ 1400 min^{-1}
Test standard: ISO 9906 – Annex A

MOTOR DATA

Pump type	Power		Efficiency	Input [kW]	Efficiency (% load) and power-factor				Full load current [A]			Locked rotor current [A]		
Three Phase	[kW]	[HP]			η %			cos–ϕ	230 V	400 V	690 V	230 V	400 V	690 V
					50%	75%	100%							
LPC4 32-100/0,25	0,25	0,33	-	0,41	-	-	-	-	1,6	0,9	-	5,0	2,9	-
LPC4 40-100/0,25	0,25	0,33	-	0,41	-	-	-	-	1,6	0,9	-	5,0	2,9	-
LPC4 40-125/0,25R	0,25	0,33	-	0,41	-	-	-	-	1,6	0,9	-	5,0	2,9	-
LPC4 40-125/0,25	0,25	0,33	-	0,41	-	-	-	-	1,6	0,9	-	5,0	2,9	-
LPC4 40-160/0,37	0,37	0,5	-	0,56	-	-	-	-	2,1	1,2	-	6,9	4,0	-
LPC4 40-200/0,75	0,75	1,0	IE2	0,93	75,0	78,1	79,4	0,71	3,3	1,9	-	17,1	9,8	-
LPC4 40-200/1,1	1,1	1,5	IE2	1,33	81,4	82,7	82,5	0,77	4,3	2,5	-	26,4	15,3	-
LPC4 40-250/1,1	1,1	1,5	IE2	1,33	81,4	82,7	82,5	0,77	4,3	2,5	-	26,4	15,3	-
LPC4 40-250/1,5	1,5	2	IE2	1,81	81,0	83,5	83,0	0,77	5,9	3,4	-	46,5	26,8	-
LPC4 50-125/0,25	0,25	0,33	-	0,41	-	-	-	-	1,6	0,9	-	5,0	2,9	-
LPC4 50-125/0,37	0,37	0,5	-	0,56	-	-	-	-	2,1	1,2	-	6,9	4,0	-
LPC4 50-160/0,55	0,55	0,75	-	0,80	-	-	-	-	2,8	1,6	-	10,0	5,7	-
LPC4 50-200/1,1R	1,1	1,5	IE2	1,33	81,4	82,7	82,5	0,77	4,3	2,5	-	26,4	15,3	-
LPC4 50-200/1,1	1,1	1,5	IE2	1,33	81,4	82,7	82,5	0,77	4,3	2,5	-	26,4	15,3	-
LPC4 50-250/1,5	1,5	2	IE2	1,81	81,0	83,5	83,0	0,77	5,9	3,4	-	46,5	26,8	-
LPC4 50-250/2,2	2,2	3	IE2	2,61	84,0	85,3	85,1	0,74	8,9	5,1	-	53,0	30,6	-
LPC4 65-125/0,37	0,37	0,5	-	0,56	-	-	-	-	2,1	1,2	-	6,9	4,0	-
LPC4 65-125/0,55	0,55	0,75	-	0,80	-	-	-	-	2,8	1,6	-	10,0	5,7	-
LPC4 65-160/0,75	0,75	1,0	IE2	0,93	75,0	78,1	79,4	0,71	3,3	1,9	-	17,1	9,8	-
LPC4 65-160/1,1	1,1	1,5	IE2	1,33	81,4	82,7	82,5	0,77	4,3	2,5	-	26,4	15,3	-
LPC4 65-200/1,1	1,1	1,5	IE2	1,33	81,4	82,7	82,5	0,77	4,3	2,5	-	26,4	15,3	-
LPC4 65-200/1,5	1,5	2	IE2	1,81	81,0	83,5	83,0	0,77	5,9	3,4	-	46,5	26,8	-
LPC4 65-250/2,2	2,2	3	IE2	2,61	84,0	85,3	85,1	0,74	8,9	5,1	-	53,0	30,6	-
LPC4 65-250/3	3	4	IE2	3,47	82,6	84,7	86,4	0,77	11,3	6,5	-	95,7	55,3	-
LPC4 80-160/0,75	0,75	1,0	IE2	0,93	75,0	78,1	79,4	0,71	3,3	1,9	-	17,1	9,8	-
LPC4 80-160/1,1R	1,1	1,5	IE2	1,33	81,4	82,7	82,5	0,77	4,3	2,5	-	26,4	15,3	-
LPC4 80-160/1,1	1,1	1,5	IE2	1,33	81,4	82,7	82,5	0,77	4,3	2,5	-	26,4	15,3	-
LPC4 80-160/1,5	1,5	2	IE2	1,81	81,0	83,5	83,0	0,77	5,9	3,4	-	46,5	26,8	-
LPC4 80-200/2,2	2,2	3	IE2	2,61	84,0	85,3	85,1	0,74	8,9	5,1	-	53,0	30,6	-
LPC4 80-200/3	3	4	IE2	3,47	82,6	84,7	86,4	0,77	11,3	6,5	-	95,7	55,3	-
LPC4 80-250/4	4	5,5	IE2	4,59	86,0	87,3	87,1	0,78	14,8	8,5	-	89,7	51,8	-
LPC4 80-250/5,5	5,5	7,5	IE2	6,16	87,5	88,3	88,1	0,78	-	11,4	6,6	-	84,4	48,7
LPC4 100-160/1,5	1,5	2	IE2	1,81	81,0	83,5	83,0	0,77	5,9	3,4	-	46,5	26,8	-
LPC4 100-160/2,2	2,2	3	IE2	2,61	84,0	85,3	85,1	0,74	8,9	5,1	-	53,0	30,6	-
LPC4 100-200/3	3	4	IE2	3,47	82,6	84,7	86,4	0,77	11,3	6,5	-	95,7	55,3	-
LPC4 100-200/4	4	5,5	IE2	4,59	86,0	87,3	87,1	0,78	14,8	8,5	-	89,7	51,8	-
LPC4 100-250/5,5	5,5	7,5	IE2	6,16	87,5	88,3	88,1	0,78	-	11,4	6,6	-	84,4	48,7
LPC4 100-250/7,5	7,5	10	IE3	8,41	88,5	89,4	89,2	0,74	-	16,4	9,5	-	121,4	70,1
LPC4125-250/5,5R	5,5	7,5	IE2	6,16	87,5	88,3	88,1	0,78	-	11,4	6,6	-	84,4	48,7
LPC4 125-250/5,5	5,5	7,5	IE2	6,16	87,5	88,3	88,1	0,78	-	11,4	6,6	-	84,4	48,7
LPC4 125-250/7,5	7,5	10	IE3	8,41	88,5	89,4	89,2	0,74	-	16,4	9,5	-	121,4	70,1
LPC4 125-250/11	11	15	IE3	12,49	89,4	90,3	90,1	0,82	-	22,0	12,7	-	173,8	100,3
LPC4 150-250/7,5	7,5	10	IE3	8,41	88,5	89,4	89,2	0,74	-	16,4	9,5	-	121,4	70,1
LPC4 150-250/11R	11	15	IE3	12,49	89,4	90,3	90,1	0,82	-	22,0	12,7	-	173,8	100,3
LPC4 150-250/11	11	15	IE3	12,49	89,4	90,3	90,1	0,82	-	22,0	12,7	-	173,8	100,3
LPC4 150-250/15R	15	20	IE3	16,87	90,6	91,2	91,0	0,84	-	29,0	16,7	-	214,6	123,9
LPC4 150-250/15	15	20	IE3	16,87	90,6	91,2	91,0	0,84	-	29,0	16,7	-	214,6	123,9

NOISE DATA

Pump type	Power		L_{pA} - dB(A) *
Three Phase	[kW]	[HP]	
LPC4 32-100/0,25	0.25	0.33	<70
LPC4 40-100/0,25	0.25	0.33	
LPC4 40-125/0,25R	0.25	0.33	
LPC4 40-125/0,25	0.25	0.33	
LPC4 40-160/0,37	0.37	0.55	
LPC4 40-200/0,75	0.75	1	
LPC4 40-200/1,1	1.1	1.5	
LPC4 40-250/1,1	1.1	1.5	
LPC4 40-250/1,5	1.5	2	
LPC4 50-125/0,25	0.25	0.3	
LPC4 50-125/0,37	0.37	0.55	
LPC4 50-160/0,55	0.55	0.75	
LPC4 50-200/1,1R	1.1	1.5	
LPC4 50-200/1,1	1.1	1.5	
LPC4 50-250/1,5	1.5	2.0	
LPC4 50-250/2,2	2.2	3	
LPC4 65-125/0,37	0.37	0.55	<70
LPC4 65-125/0,55	0.55	0.75	
LPC4 65-160/0,75	0.75	1	
LPC4 65-160/1,1	1.1	1.5	
LPC4 65-200/1,1	1.1	1.5	
LPC4 65-200/1,5	1.5	2	
LPC4 65-250/2,2	2.2	3	
LPC4 65-250/3	3	4	72
LPC4 80-160/0,75	0.75	1	<70
LPC4 80-160/1,1R	1.1	1.5	
LPC4 80-160/1,1	1.1	1.5	
LPC4 80-160/1,5	1.5	2	
LPC4 80-200/2,2	2.2	3	
LPC4 80-200/3	3	4	72
LPC4 80-250/4	4.0	5.5	78
LPC4 80-250/5,5	5.5	7.5	
LPC4 100-160/1,5	1.5	2	<70
LPC4 100-160/2,2	2.2	3	
LPC4 100-200/3	3.00	4	72
LPC4 100-200/4	4.00	5.5	78
LPC4 100-250/5,5	5.5	7.5	
LPC4 100-250/7,5	7.5	10	80
LPC4125-250/5,5R	5.5	7.5	78
LPC4 125-250/5,5	5.5	7.5	
LPC4 125-250/7,5	7.5	10	80
LPC4 125-250/11	11	15	
LPC4 150-250/7,5	7.5	10	
LPC4 150-250/11R	11	15	
LPC4 150-250/11	11	15	
LPC4 150-250/15R	15	20	
LPC4 150-250/15	15	20	

* Mean value of several measures at 1m distance around the
Tollerance ± 2.5 dB.