50 Hz

e-SH Series

HORIZONTAL CENTRIFUGAL ELECTRIC PUMPS ACCORDING TO EN 733
MADE IN AISI 316 STAINLESS STEEL AND EQUIPPED WITH IE3 MOTORS

ErP 2009/125/EC

LOWARA
a xylem brand

Cod. 191002961 Rev. B Ed.07/2015

e-SH SERIES
HYDRAULIC PERFORMANCE RANGE AT 50 Hz, 2 POLES

ESH	~ 2900 [rpm]	ISO 9906:2012 - Grade 3B

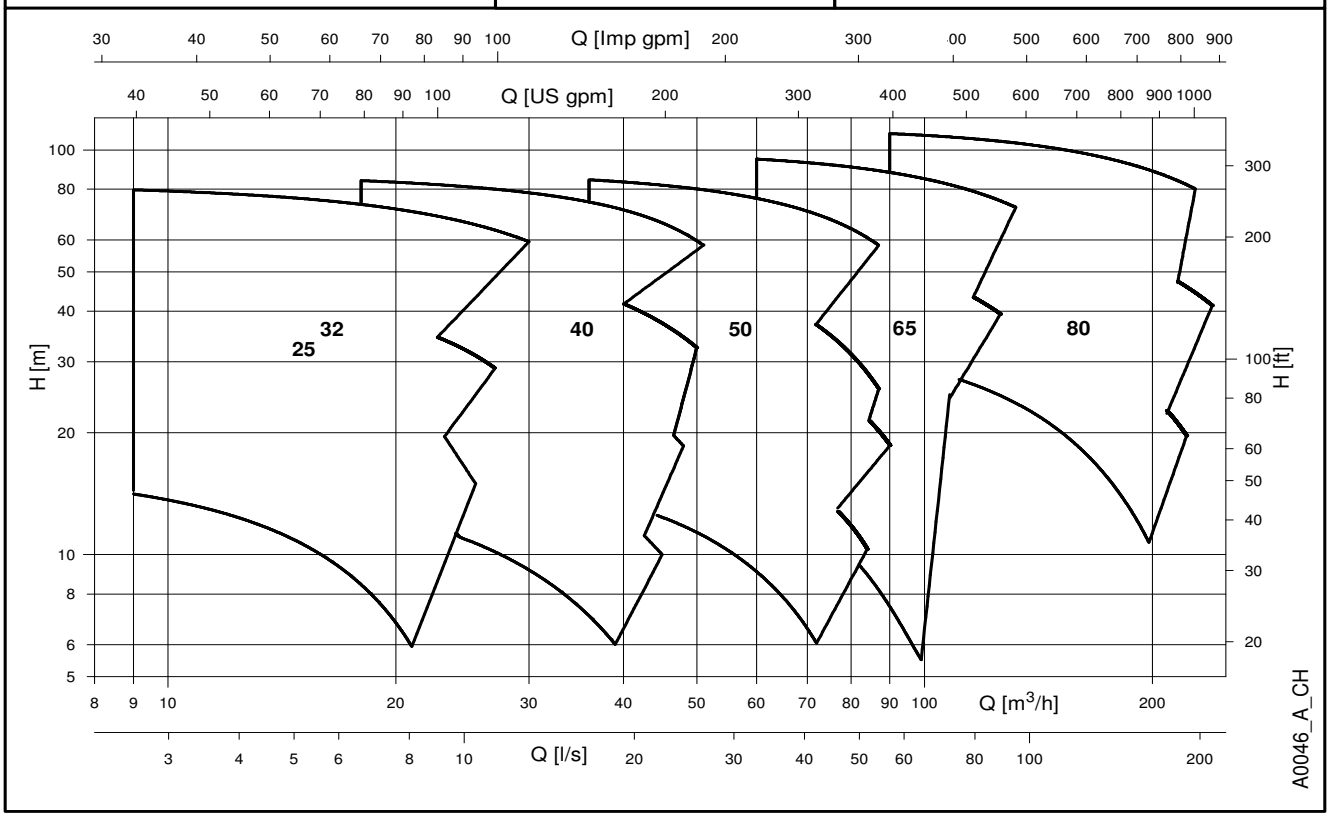

HYDRAULIC PERFORMANCE RANGE AT 50 Hz, 4 POLES

ESH	~ 1450 [rpm]	ISO 9906:2012 - Grade 3B

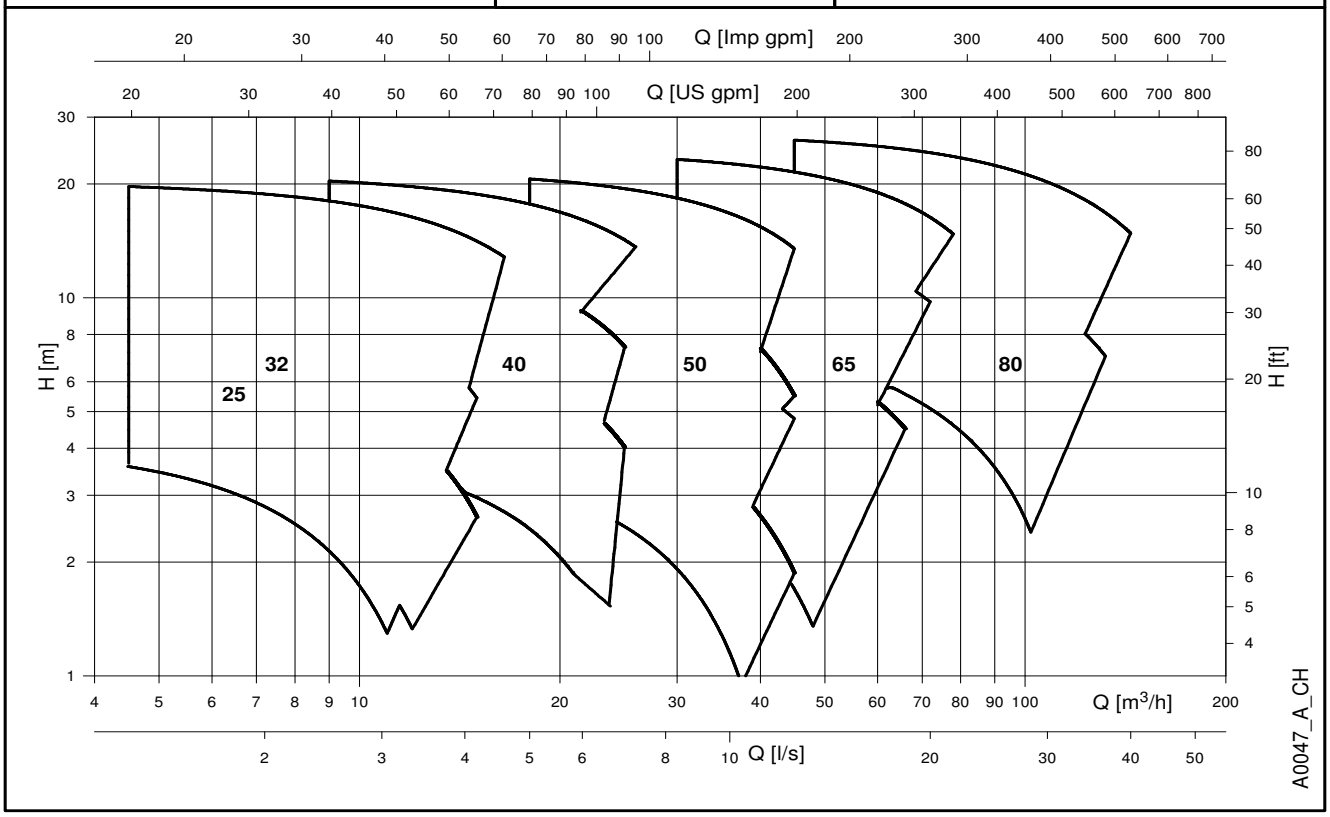

ESH SERIES
IDENTIFICATION CODE

E S H F 6 5 - 1 6 0 / 1 1 0 A / P 2 5 V S N A

Pump Type [3 digits]
[ESH] = series name

Coupling [1 digit]
[ ] = bare shaft
[E]= extended shaft
[S] = stub shaft
[F] = frame mounted
[C] = spacer coupling frame mounted

Motor operation [1 digit]
[ ] = standard asynchronous motor
[H] = equipped with Hydrovar
[X] = other drives

Size of the pump [6 digits]
Discharge diameter - nominal impeller diameter
e.g. 32-160, 65-160

Motor power [2 to 3 digits]
kW x 10
or
D + actual impeller diameter (mm) (bare shaft version)

Special trimmed Impeller [blank or 1 digit]
[A] = Trimmed diameter that doesn't maximize motor power
[X] = Trimmed diameter to meet customer required duty point

Motor type [2 digits]
[/P] = PLM
[/S] = SM
[/W] = Weg
[/X] = Other

N° poles [1 digit]
[2] = 2 poles
[4] = 4 poles

Electrical Voltage + Frequency [2digits]

50 Hz
5H = 1x220-240 V
5R = 3x220-240/380-415 V
5V = 3x380-415/660-690 V
5P = 3x200-208/346-360 V
5S = 3x255-265/440-460 V
5T = 3x290-300/500-525 V
5W = 3x440-460/- V

60 Hz
6F = 1x220-230 V
6E = 1x200-210 V
6P = 3x220-230/380-400 V
6R = 3x255-277/440-480 V
6V = 3x440-480/- V
6U = 3x380-400/660-690 V
6N = 3x200-208/346-360 V
6T = 3x330-346/575-600 V

Mech Seal + Oring Config [1 digit]
[A] = Ceramic/Carbon/FKM*
[B] = Ceramic/Carbon/EPDM
[2] = SiC/Carbon/FKM*
[4] = SiC/Carbon/EPDM
[W] = SiC/SiC/FKM*
[Z] = SiC/SiC/EPDM
[X] = other configurations

Impeller Material [1 digit]
[S] = Fabricated Stainless Steel (1.4404)
[N] = Cast Stainless Steel (1.4408)

Casing Material [1 digit]
[S] = Fabricated Stainless Steel (1.4404)

* FPM (old ISO), FKM (ASTM & new ISO)

EXAMPLES

ESHS 80-200/300/W25VSNA
End-suction, electric pump with stub shaft coupling, DN 80 nominal discharge port, 200 mm nominal impeller diameter, 30 kW rated motor power, WEG IE3 model, 2-pole, 50 Hz 380-415/660-690 V, fabricated stainless steel casing, cast stainless steel impeller, Ceramic/Carbon/FKM mechanical seal.

ESHF 80-160/22A/P45RSNA
End-suction, electric pump with frame mounted coupling, DN 80 nominal discharge port, 160 mm nominal impeller diameter, 2,2 kW rated motor power, trimmed impeller, PLM IE3 model, 4-pole, 50 Hz 220-240/380-415 V, fabricated stainless steel casing, cast stainless steel impeller, Ceramic/Carbon/FKM mechanical seal.

ESH 50-250/D224SSA
End-suction, bare shaft pump, DN 50 nominal discharge port, 250 mm nominal impeller diameter, 224 mm actual impeller diameter, fabricated stainless steel casing, fabricated stainless steel impeller, Ceramic/Carbon/FKM mechanical seal.

ESH SERIES
LIST OF MODELS AT 50 Hz, 2 POLES

SIZE	kW	VERSION				
ESH..2		ESHE..M	ESHE	ESHS	ESHF	ESHC
25-125/07	0,75	•	•	•	•	-
25-125/11	1,1	•	•	•	•	-
25-160/15	1,5	•	•	•	•	-
25-160/22	2,2	•	•	•	•	-
25-200/30	3	-	•	•	•	-
25-200/40	4	-	•	•	•	-
25-250/55	5,5	-	•	•	•	-
25-250/75	7,5	-	•	•	•	-
25-250/110	11	-	•	•	•	-
32-125/07	0,75	•	•	•	•	•
32-125/11	1,1	•	•	•	•	•
32-160/15	1,5	•	•	•	•	•
32-160/22	2,2	•	•	•	•	•
32-200/30	3	-	•	•	•	•
32-200/40	4	-	•	•	•	•
32-250/55	5,5	-	•	•	•	•
32-250/75	7,5	-	•	•	•	•
32-250/110	11	-	•	•	•	•
40-125/11	1,1	•	•	•	•	•
40-125/15	1,5	•	•	•	•	•
40-125/22	2,2	•	•	•	•	•
40-160/30	3	-	•	•	•	•
40-160/40	4	-	•	•	•	•
40-200/55	5,5	-	•	•	•	•
40-200/75	7,5	-	•	•	•	•
40-250/92	9,2	-	•	-	-	-
40-250/110A	11	-	-	•	•	•
40-250/110	11	-	•	•	•	•
40-250/150	15	-	•	•	•	•
50-125/22	2,2	•	•	•	•	•
50-125/30	3	-	•	•	•	•
50-125/40	4	-	•	•	•	•
50-160/55	5,5	-	•	•	•	•
50-160/75	7,5	-	•	•	•	•
50-200/92	9,2	-	•	-	-	-
50-200/110A	11	-	-	•	•	•
50-200/110	11	-	•	•	•	•
50-250/150	15	-	•	•	•	•
50-250/185	18,5	-	•	•	•	•
50-250/220	22	-	•	•	•	•

SIZE	kW	VERSION				
ESH..2		ESHE..M	ESHE	ESHS	ESHF	ESHC
65-160/40	4	-	•	•	•	•
65-160/55	5,5	-	•	•	•	•
65-160/75	7,5	-	•	•	•	•
65-160/92	9,2	-	•	-	-	-
65-160/110A	11	-	-	•	•	•
65-160/110	11	-	•	•	•	•
65-200/150	15	-	•	•	•	•
65-200/185	18,5	-	•	•	•	•
65-200/220	22	-	•	•	•	•
65-250/300	30	-	-	•	•	•
65-250/370	37	-	-	•	•	•
80-160/110	11	-	•	•	•	•
80-160/150	15	-	•	•	•	•
80-160/185	18,5	-	•	•	•	•
80-200/220	22	-	•	•	•	•
80-200/300	30	-	-	•	•	•
80-200/370	37	-	-	•	•	•
80-250/450	45	-	-	-	•	•
80-250/550	55	-	-	-	•	•
80-250/750	75	-	-	-	•	•

• = Available

ESH_models-2p50-en_a_sc

LEGEND

ESHE..M : Extended shaft with single-phase motor.
ESHE : Extended shaft.
ESHS : Stub shaft.
ESHF : Frame mounted.
ESHC : Frame mounted with spacer coupling.

ESHE SERIES
THREE-PHASE MOTORS AT 50 Hz, 2 POLES

P_N	Efficiency η_N %																		IE	Year of manufacture
	Δ 220 V Y 380 V			Δ 230 V Y 400 V			Δ 240 V Y 415 V			Δ 380 V Y 660 V			Δ 400 V Y 690 V			Δ 415 V				
kW	4/4	3/4	2/4	4/4	3/4	2/4	4/4	3/4	2/4	4/4	3/4	2/4	4/4	3/4	2/4	4/4	3/4	2/4		
0,75	82,5	83,1	81,3	82,8	82,7	80,1	82,6	82,0	78,9	82,5	82,0	78,9	82,5	82,0	78,9	82,5	82,0	78,9	3	from 11/2014
1,1	84,0	84,7	83,4	84,4	84,5	82,5	84,3	84,0	81,4	84,0	84,0	81,4	84,0	84,0	81,4	84,0	84,0	81,4		
1,5	85,6	86,5	85,8	85,9	86,4	84,9	86,0	86,0	84,0	85,6	86,0	84,0	85,6	86,0	84,0	85,6	86,0	84,0		
2,2	86,5	87,4	86,8	86,4	86,9	85,7	86,6	86,7	85,0	86,4	86,7	85,0	86,4	86,7	85,0	86,4	86,7	85,0		
3	87,2	88,5	88,3	87,5	88,2	87,5	87,5	87,8	86,4	87,2	87,8	86,4	87,2	87,8	86,4	87,2	87,8	86,4		
4	89,1	90,1	89,2	89,1	90,1	89,2	89,1	90,1	89,2	89,1	90,3	90,4	89,6	90,4	89,9	89,6	90,1	89,2		
5,5	89,5	89,6	88,0	89,5	89,6	88,0	89,5	89,6	88,0	89,5	90,3	89,9	89,7	90,0	89,0	89,6	89,6	88,0		
7,5	90,6	90,5	89,0	90,6	90,5	89,0	90,6	90,5	89,0	90,6	91,0	90,2	90,8	90,8	89,6	90,7	90,5	89,0		
9,2	90,8	91,0	89,7	90,8	91,0	89,7	90,8	91,0	89,7	90,8	91,4	90,8	91,1	91,3	90,3	91,1	91,0	89,7		
11	91,3	92,0	91,1	91,3	92,0	91,1	91,3	92,0	91,1	91,3	92,2	92,2	91,6	92,2	91,7	91,7	92,0	91,1		
15	92,5	92,4	91,2	92,5	92,4	91,2	92,5	92,4	91,2	92,7	93,3	92,9	93,1	93,3	92,7	92,5	92,4	91,2		
18,5	92,6	93,1	92,4	92,6	93,1	92,4	92,6	93,1	92,4	92,6	93,2	93,0	92,9	93,3	92,8	92,9	93,1	92,4		
22	93,0	92,7	91,3	93,0	92,7	91,3	93,0	92,7	91,3	93,0	93,2	92,4	93,1	93,0	91,9	93,0	92,7	91,3		

P_N	Manufacturer: Xylem Service Italia Srl, Reg. No. 07520560967, Montecchio Maggiore Vicenza - Italia	IEC SIZE*	Construction Design	N. of Poles	f_N	Data for 400 V / 50 Hz Voltage				
kW	Model				Hz	cosφ	Is / I_N	T_N Nm	Ts/T_N	Tm/Tn
0,75	SM90RB14S/307PE	90R	SPECIAL	2	50	0,78	7,38	2,48	3,57	3,75
1,1	SM90RB14S/311PE	90R				0,79	8,31	3,63	3,95	3,95
1,5	SM90RB14S/315PE	90R				0,80	8,80	4,96	4,31	4,10
2,2	PLM90B14S2/322 E3	90				0,80	8,77	7,28	3,72	3,70
3	PLM90B14S2/330 E3	90				0,79	7,81	9,93	4,26	3,94
4	PLM112RB14S2/340 E3	112R				0,85	9,13	13,2	3,82	4,32
5,5	PLM112B14S2/355 E3	112				0,85	10,5	18,1	4,74	5,11
7,5	PLM132B14S2/375 E3	132				0,85	10,2	24,4	3,43	4,76
9,2	PLM132B14S2/392 E3	132				0,85	10,1	30,0	3,73	4,81
11	PLM132B14S2/3110 E3	132				0,86	9,89	35,9	3,46	4,59
15	PLM160B34S3/3150 E3	160				0,88	9,51	48,6	2,73	4,32
18,5	PLM160B34S3/3185 E3	160				0,88	9,81	59,9	2,81	4,53
22	PLM160B34S3/3220 E3	160				0,85	10,9	71,1	3,26	5,12

P_N	Voltage U_N V											n_N	Observe the regulations and codes locally in force regarding sorted waste disposal.	Operating conditions **		
	Δ			Y			Δ			Y				Altitude Above Sea Level (m)	T. amb min/max °C	ATEX
	220 V	230 V	240 V	380 V	400 V	415 V	380 V	400 V	415 V	660 V	690 V					
kW	I_N (A)											min^{-1}				
0,75	2,96	2,94	2,96	1,71	1,70	1,71	1,70	1,69	1,70	0,98	0,98	2875 ÷ 2895		≤ 1000	-15 / 40	No
1,1	4,19	4,14	4,16	2,42	2,39	2,40	2,41	2,38	2,38	1,39	1,37	2870 ÷ 2900				
1,5	5,56	5,49	5,51	3,21	3,17	3,18	3,21	3,18	3,19	1,85	1,84	2870 ÷ 2895				
2,2	7,97	7,90	7,98	4,6	4,56	4,61	4,57	4,54	4,57	2,64	2,62	2880 ÷ 2900				
3	11,0	11,0	11,2	6,35	6,33	6,44	6,29	6,27	6,34	3,63	3,62	2865 ÷ 2895				
4	13,6	13,4	13,4	7,87	7,75	7,74	7,80	7,62	7,61	4,50	4,40	2885 ÷ 2910				
5,5	18,1	17,9	18,1	10,4	10,4	10,4	10,6	10,5	10,7	6,10	6,05	2880 ÷ 2910				
7,5	24,8	24,4	24,3	14,3	14,1	14,0	14,4	14,1	14,2	8,32	8,16	2920 ÷ 2935				
9,2	30,6	30,1	30,2	17,6	17,4	17,5	17,5	17,2	17,3	10,1	9,93	2920 ÷ 2935				
11	35,7	35,0	34,9	20,6	20,2	20,2	20,6	20,2	20,2	11,9	11,7	2910 ÷ 2930				
15	47,6	46,1	45,2	27,5	26,6	26,1	27,5	26,6	26,1	15,9	15,3	2940 ÷ 2950				
18,5	58,3	56,7	55,6	33,7	32,7	32,1	34,0	33,0	32,7	19,6	19,0	2940 ÷ 2950				
22	72,9	73,1	73,7	42,1	42,2	42,6	40,9	40,4	40,6	23,6	23,3	2950 ÷ 2960				

* R = Reduced size of motor casing as compared to shaft extension and flange.

ESHE-IE3-mott-2p50-en_a_te

** Operating conditions to be referred to motor only. About electric pump, refer to limits in user's manual.

ESHS SERIES
THREE-PHASE MOTORS AT 50 Hz, 2 POLES (up to 22 kW)

P_N	Efficiency η_N %																		IE	Year of manufacture
	Δ 220 V Y 380 V			Δ 230 V Y 400 V			Δ 240 V Y 415 V			Δ 380 V Y 660 V			Δ 400 V Y 690 V			Δ 415 V				
kW	4/4	3/4	2/4	4/4	3/4	2/4	4/4	3/4	2/4	4/4	3/4	2/4	4/4	3/4	2/4	4/4	3/4	2/4		
0,75	82,5	83,1	81,3	82,8	82,7	80,1	82,6	82,0	78,9	82,5	82,0	78,9	82,5	82,0	78,9	82,5	82,0	78,9	3	from 11/2014
1,1	84,0	84,7	83,4	84,4	84,5	82,5	84,3	84,0	81,4	84,0	84,0	81,4	84,0	84,0	81,4	84,0	84,0	81,4		
1,5	85,6	86,5	85,8	85,9	86,4	84,9	86,0	86,0	84,0	85,6	86,0	84,0	85,6	86,0	84,0	85,6	86,0	84,0		
2,2	86,5	87,4	86,8	86,4	86,9	85,7	86,6	86,7	85,0	86,4	86,7	85,0	86,4	86,7	85,0	86,4	86,7	85,0		
3	87,2	88,5	88,3	87,5	88,2	87,5	87,5	87,8	86,4	87,2	87,8	86,4	87,2	87,8	86,4	87,2	87,8	86,4		
4	89,1	90,1	89,2	89,1	90,1	89,2	89,1	90,1	89,2	89,1	90,3	90,4	89,6	90,4	89,9	89,6	90,1	89,2		
5,5	89,5	89,6	88,0	89,5	89,6	88,0	89,5	89,6	88,0	89,5	90,3	89,9	89,7	90,0	89,0	89,6	89,6	88,0		
7,5	90,6	90,5	89,0	90,6	90,5	89,0	90,6	90,5	89,0	90,6	91,0	90,2	90,8	90,8	89,6	90,7	90,5	89,0		
11	91,8	92,3	91,5	91,8	92,3	91,5	91,8	92,3	91,5	91,8	92,3	91,9	92,2	92,5	91,8	92,3	92,4	91,5		
15	92,5	92,4	91,2	92,5	92,4	91,2	92,5	92,4	91,2	92,7	93,3	92,9	93,1	93,3	92,7	92,5	92,4	91,2		
18,5	92,6	93,1	92,4	92,6	93,1	92,4	92,6	93,1	92,4	92,6	93,2	93,0	92,9	93,3	92,8	92,9	93,1	92,4		
22	93,0	92,7	91,3	93,0	92,7	91,3	93,0	92,7	91,3	93,0	93,2	92,4	93,1	93,0	91,9	93,0	92,7	91,3		

P_N	Manufacturer Xylem Service Italia Srl Reg. No. 07520560967 Montecchio Maggiore Vicenza - Italia	IEC SIZE*	Construction Design	N. of Poles	f_N	Data for 400 V / 50 Hz Voltage				
kW	Model				Hz	cosφ	Is / I_N	T_N Nm	Ts/T_N	Tm/Tn
0,75	SM80B5/307PE	80	B5	2	50	0,78	7,38	2,48	3,57	3,75
1,1	SM80B5/311PE	80				0,79	8,31	3,63	3,95	3,95
1,5	SM90RB5/315PE	90R				0,80	8,80	4,96	4,31	4,10
2,2	PLM90B5/322 E3	90				0,80	8,77	7,28	3,72	3,70
3	PLM100RB5/330 E3	100R				0,79	7,81	9,93	4,26	3,94
4	PLM112RB5/340 E3	112R				0,85	9,13	13,2	3,82	4,32
5,5	PLM132RB5/355 E3	132R				0,85	10,5	18,1	4,74	5,11
7,5	PLM132B5/375 E3	132				0,85	10,2	24,4	3,43	4,76
11	PLM160B35/3110 E3	160	B35			0,88	8,59	35,6	2,36	4,14
15	PLM160B35/3150 E3	160				0,88	9,51	48,6	2,73	4,32
18,5	PLM160B35/3185 E3	160				0,88	9,81	59,9	2,81	4,53
22	PLM180RB35/3220 E3	180R				0,85	10,9	71,1	3,26	5,12

P_N	Voltage U_N V											n_N	Observe the regulations and codes locally in force regarding sorted waste disposal.	Operating conditions **		
	Δ			Y			Δ			Y				Altitude Above Sea Level (m)	T. amb min/max °C	ATEX
kW	220 V	230 V	240 V	380 V	400 V	415 V	380 V	400 V	415 V	660 V	690 V	min^{-1}				
	I_N (A)															
0,75	2,96	2,94	2,96	1,71	1,70	1,71	1,70	1,69	1,70	0,98	0,98	2875 ÷ 2895		≤ 1000	-15 / 40	No
1,1	4,19	4,14	4,16	2,42	2,39	2,40	2,41	2,38	2,38	1,39	1,37	2870 ÷ 2900				
1,5	5,56	5,49	5,51	3,21	3,17	3,18	3,21	3,18	3,19	1,85	1,84	2870 ÷ 2895				
2,2	7,97	7,90	7,98	4,6	4,56	4,61	4,57	4,54	4,57	2,64	2,62	2880 ÷ 2900				
3	11,0	11,0	11,2	6,35	6,33	6,44	6,29	6,27	6,34	3,63	3,62	2865 ÷ 2895				
4	13,6	13,4	13,4	7,87	7,75	7,74	7,80	7,62	7,61	4,50	4,40	2885 ÷ 2910				
5,5	18,1	17,9	18,1	10,4	10,4	10,4	10,6	10,5	10,7	6,10	6,05	2880 ÷ 2910				
7,5	24,8	24,4	24,3	14,3	14,1	14,0	14,4	14,1	14,2	8,32	8,16	2920 ÷ 2935				
11	35,0	33,9	33,0	20,2	19,6	19,1	20,4	19,6	19,2	11,8	13,3	2935 ÷ 2950				
15	47,6	46,1	45,2	27,5	26,6	26,1	27,5	26,6	26,1	15,9	15,3	2940 ÷ 2950				
18,5	58,3	56,7	55,6	33,7	32,7	32,1	34,0	33,0	32,7	19,6	19,0	2940 ÷ 2950				
22	72,9	73,1	73,7	42,1	42,2	42,6	40,9	40,4	40,6	23,6	23,3	2950 ÷ 2960				

* R = Reduced size of motor casing as compared to shaft extension and flange.

ESHS-IE3-mott-2p50-en_a_te

** Operating conditions to be referred to motor only. About electric pump, refer to limits in user's manual.

ESHF, ESHC SERIES
THREE-PHASE MOTORS AT 50 Hz, 2 POLES (up to 18,5 kW)

P_N	Efficiency η_N %																		IE	Year of manufacture
	Δ 220 V Y 380 V			Δ 230 V Y 400 V			Δ 240 V Y 415 V			Δ 380 V Y 660 V			Δ 400 V Y 690 V			Δ 415 V				
kW	4/4	3/4	2/4	4/4	3/4	2/4	4/4	3/4	2/4	4/4	3/4	2/4	4/4	3/4	2/4	4/4	3/4	2/4		
0,75	82,5	83,1	81,3	82,8	82,7	80,1	82,6	82,0	78,9	82,5	82,0	78,9	82,5	82,0	78,9	82,5	82,0	78,9	3	from 11/2014
1,1	84,0	84,7	83,4	84,4	84,5	82,5	84,3	84,0	81,4	84,0	84,0	81,4	84,0	84,0	81,4	84,0	84,0	81,4		
1,5	84,6	85,8	85,4	85,5	86,3	85,2	85,9	86,2	84,8	84,6	85,8	84,8	84,6	85,8	84,8	84,6	85,8	84,8		
2,2	86,5	87,4	86,8	86,4	86,9	85,7	86,6	86,7	85,0	86,4	86,7	85,0	86,4	86,7	85,0	86,4	86,7	85,0		
3	88,7	89,5	89,1	89,1	89,5	88,4	89,1	89,1	87,7	88,7	89,1	87,7	88,7	89,1	87,7	88,7	89,1	87,7		
4	88,6	89,0	87,6	88,6	89,0	87,6	88,6	89,0	87,6	88,7	89,6	89,1	88,6	89,2	88,3	88,9	89,0	87,6		
5,5	90,1	89,8	88,0	90,1	89,8	88,0	90,1	89,8	88,0	90,2	90,5	89,5	90,3	90,2	88,8	90,1	89,8	88,0		
7,5	90,6	90,5	89,0	90,6	90,5	89,0	90,6	90,5	89,0	90,6	91,0	90,2	90,8	90,8	89,6	90,7	90,5	89,0		
11	91,8	92,3	91,5	91,8	92,3	91,5	91,8	92,3	91,5	91,8	92,3	91,9	92,2	92,5	91,8	92,3	92,4	91,5		
15	92,5	92,4	91,2	92,5	92,4	91,2	92,5	92,4	91,2	92,7	93,3	92,9	93,1	93,3	92,7	92,5	92,4	91,2		
18,5	92,6	93,1	92,4	92,6	93,1	92,4	92,6	93,1	92,4	92,6	93,2	93,0	92,9	93,3	92,8	92,9	93,1	92,4		

P_N	Manufacturer: Xylem Service Italia Srl, Reg. No. 07520560967, Montecchio Maggiore Vicenza - Italia	IEC SIZE	Construction Design	N. of Poles	f_N	Data for 400 V / 50 Hz Voltage				
kW	Model				Hz	cosφ	Is / I_N	T_N Nm	Ts/T_N	Tm/Tn
0,75	SM80B3/307PE	80	B3	2	50	0,78	7,38	2,48	3,57	3,75
1,1	SM80B3/311PE	80				0,79	8,31	3,63	3,95	3,95
1,5	PLM90B3/315 E3	90				0,86	8,04	4,96	3,34	3,27
2,2	PLM90B3/322 E3	90				0,80	8,77	7,28	3,72	3,70
3	PLM100B3/330 E3	100				0,84	9,65	9,84	3,59	4,26
4	PLM112B3/340 E3	112				0,86	9,41	13,2	3,95	4,46
5,5	PLM132B3/355 E3	132				0,83	10,0	17,9	3,33	4,65
7,5	PLM132B3/375 E3	132				0,85	10,2	24,4	3,43	4,76
11	PLM160B3/3110 E3	160				0,88	8,59	35,6	2,36	4,14
15	PLM160B3/3150 E3	160				0,88	9,51	48,6	2,73	4,32
18,5	PLM160B3/3185 E3	160				0,88	9,81	59,9	2,81	4,53

P_N	Voltage U_N V											n_N	Observe the regulations and codes locally in force regarding sorted waste disposal.	Operating conditions **		
	Δ			Y			Δ			Y				Altitude Above Sea Level (m)	T. amb min/max °C	ATEX
	220 V	230 V	240 V	380 V	400 V	415 V	380 V	400 V	415 V	660 V	690 V					
kW	I_N (A)											min^{-1}				
0,75	2,96	2,94	2,96	1,71	1,70	1,71	1,70	1,69	1,70	0,98	0,98	2875 ÷ 2895		≤ 1000	-15 / 40	No
1,1	4,19	4,14	4,16	2,42	2,39	2,40	2,41	2,38	2,38	1,39	1,37	2870 ÷ 2900				
1,5	5,35	5,11	5,04	3,09	2,95	2,91	3,09	2,96	2,91	1,78	1,71	2865 ÷ 2890				
2,2	7,97	7,90	7,98	4,60	4,56	4,61	4,57	4,54	4,57	2,64	2,62	2880 ÷ 2900				
3	10,2	10,0	10,1	5,91	5,79	5,82	5,94	5,83	5,87	3,43	3,37	2895 ÷ 2920				
4	13,3	13,1	13,1	7,69	7,56	7,55	7,70	7,56	7,57	4,45	4,36	2885 ÷ 2905				
5,5	18,9	18,8	18,9	10,9	10,9	10,9	10,7	10,6	10,7	6,20	6,14	2925 ÷ 2940				
7,5	24,8	24,4	24,3	14,3	14,4	14,0	14,4	14,1	14,2	8,32	8,16	2920 ÷ 2935				
11	35,0	33,9	33,0	20,2	19,6	19,1	20,4	19,6	19,2	11,8	11,3	2935 ÷ 2950				
15	47,6	46,1	45,2	27,5	26,6	26,1	27,5	26,6	26,1	15,9	15,3	2940 ÷ 2950				
18,5	58,3	56,7	55,6	33,7	32,7	32,1	34,0	33,0	32,7	19,6	19,0	2940 ÷ 2950				

** Operating conditions to be referred to motor only. About electric pump, refer to limits in user's manual.

ESHF-IE3-mott18-2p50-en_a_te

LOWARA
a xylem brand

ESHS SERIES (B35 from 30 to 37 kW)
ESHF SERIES (B3 from 22 to 75 kW)
THREE-PHASE MOTORS AT 50 Hz, 2 POLES

P_N	Efficiency η_N %									IE	Year of manufacture
	Δ 380 V Y 660 V			Δ 400 V Y 690 V			Δ 415 V				
kW	4/4	3/4	2/4	4/4	3/4	2/4	4/4	3/4	2/4		
22	93,4	93,2	92,7	93,7	93,3	92,5	93,8	93,3	92,3	3	from 11/2014
30	94,0	94,0	93,1	94,1	94,0	92,8	94,2	93,9	92,6		
37	94,4	94,0	93,5	94,6	94,0	93,3	94,7	93,9	93,1		
45	94,8	94,9	94,6	95,1	95,1	94,6	95,3	95,2	94,5		
55	95,1	95,0	94,9	95,4	95,3	94,9	95,5	95,3	94,8		
75	95,4	95,2	94,6	95,6	95,3	94,5	95,7	95,3	94,4		

P_N kW	Manufacturer: WEG Equipamentos Eletricos S.A. Reg. No. 07.175.725/0010-50 Jaragua do Sul - SC (Brazil) Model	IEC SIZE	Construction Design	N. of Poles	f_N Hz	Data for 400 V / 50 Hz Voltage: cosφ	Is / I_N	T_N Nm	Ts/T_N	Tm/Tn
22	W22 180M B3 22KW E3	180	B3	2	50	0,87	8,00	71,10	2,50	3,30
30	W22 200L B3 30KW E3	200	B3			0,86	7,30	96,60	2,60	2,90
	W22 200L B35 30KW E3		B35							
37	W22 200L B3 37KW E3	200	B3			0,86	7,30	119,2	2,60	2,90
	W22 200L B35 37KW E3		B35							
45	W22 225S/M B3 45KW E3	225	B3			0,88	8,00	144,7	2,70	3,20
55	W22 250S/M B3 55KW E3	250				0,89	7,90	177,1	2,80	2,90
75	W22 280S/M B3 75KW E3	280				0,90	7,60	240,3	2,30	2,90

P_N	Voltage U_N V					n_N	See note.	Operating conditions **		
	Δ			Y				Altitude Above Sea Level (m)	T. amb min/max °C	ATEX
	380 V	400 V	415 V	660 V	690 V					
kW	I_N (A)					min^{-1}				
22	40,70	39,00	37,90	23,40	22,60	2950 ÷ 2960		≤ 1000	-15 / 40	No
30	55,10	53,50	52,70	31,70	31,00	2960 ÷ 2970				
37	67,70	65,60	64,70	39,00	38,00	2960 ÷ 2970				
45	80,10	77,60	74,60	46,10	45,00	2965 ÷ 2970				
55	97,60	93,50	91,00	56,20	54,20	2960 ÷ 2965				
75	131,0	126,0	121,0	75,40	73,00	2975 ÷ 2980				

** Operating conditions to be referred to motor only. About electric pump, refer to limits in user's manual.

ESHF-IE3-mott75-2p50-en_a_te

Note: Observe the regulations and codes locally in force regarding sorted waste disposal.

MOTOR NOISE

The tables below show the mean sound pressure levels (Lp) measured at 1 meter's distance in a free field according to the A curve (ISO 1680 standard).
The noise values are measured with idling 50 Hz motor with a tolerance of 3 dB (A).

ESHE, ESHS MOTORS 2 POLES 50 Hz

POWER kW	MOTOR TYPE IEC SIZE*	NOISE LpA dB
0,75	90R	<70
1,1	90R	<70
1,5	90R - 90	<70
2,2	90	<70
3	90	<70
3	100R	<70
4	112R	<70
5,5	112	<70
5,5	132R	<70
7,5	132	71
9,2	132	73
11	132	73
11	160R	73
11	160	71
15	160	71
18,5	160	73
22	160	70
22	180R	70
30	200	69
37	200	69

ESHF, ESHC MOTORS 2 POLES 50 Hz

POWER kW	MOTOR TYPE IEC SIZE	NOISE LpA dB
0,75	80	<70
1,1	80	<70
1,5	90	<70
2,2	90	<70
3	100	<70
4	112	<70
5,5	132	71
7,5	132	71
11	160	71
15	160	71
18,5	160	73
22	180	67
30	200	69
37	200	69
45	225	74
55	250	74
75	280	77

ESHE MOTORS 4 POLES 50 Hz

POWER kW	MOTOR TYPE IEC SIZE*	NOISE LpA dB
0,25	71	<70
0,37	71	<70
0,55	90R	<70
0,75	90R	<70
1,1	90	<70
1,5	90	<70
2,2	100	<70
3	100	<70
4	112	<70
5,5	132	<70
7,5	132	<70
11	160	<70

ESHS, ESHF MOTORS 4 POLES 50 Hz

POWER kW	MOTOR TYPE IEC SIZE	NOISE LpA dB
0,25	71	<70
0,37	71	<70
0,55	80	<70
0,75	80	<70
1,1	90	<70
1,5	90	<70
2,2	100	<70
3	100	<70
4	112	<70
5,5	132	<70
7,5	132	<70
11	160	<70

*R=Reduced size of motor as compared to shaft extension and flange.

ESH_mott_a_tr

ESH SERIES
MINIMUM EFFICIENCY INDEX (MEI)

2-POLE		
PUMP SIZE	ESH, ESHE ESHF, ESHC	ESHS
25-125/128	≥0,40	≥0,40
25-160/154	≥0,40	≥0,40
25-200/195	≥0,40	≥0,40
25-250/245	≥0,40	≥0,40
32-125/128	≥0,40	≥0,40
32-160/154	≥0,40	≥0,40
32-200/195	≥0,40	≥0,40
32-250/245	≥0,40	≥0,40
40-125/135	≥0,40	≥0,40
40-160/171	≥0,40	≥0,40
40-200/209	≥0,40	≥0,40
40-250/251	≥0,40	≥0,40
50-125/137	≥0,40	≥0,40
50-160/174	≥0,40	≥0,40
50-200/209	≥0,40	≥0,40
50-250/250	≥0,40	≥0,40
65-160/176	≥0,40	≥0,40
65-200/210	≥0,40	≥0,40
65-250/255	≥0,40	≥0,40
80-160/186	≥0,40	≥0,40
80-200/226	≥0,40	≥0,40
80-250/270	≥0,40	≥0,40

4-POLE		
PUMP SIZE	ESH, ESHE ESHF	ESHS
25-125/128	≥0,40	≥0,40
25-160/154	≥0,40	≥0,40
25-200/195	≥0,40	≥0,40
25-250/245	≥0,40	≥0,40
32-125/128	≥0,40	≥0,40
32-160/154	≥0,40	≥0,40
32-200/195	≥0,40	≥0,40
32-250/245	≥0,40	≥0,40
40-125/135	≥0,40	≥0,40
40-160/171	≥0,40	≥0,40
40-200/209	≥0,40	≥0,40
40-250/251	≥0,40	≥0,40
50-125/137	≥0,40	≥0,40
50-160/174	≥0,40	≥0,40
50-200/209	≥0,40	≥0,40
50-250/250	≥0,40	≥0,40
65-160/176	≥0,40	≥0,40
65-200/219	≥0,40	≥0,40
65-250/255	≥0,40	≥0,40
80-160/186	≥0,40	≥0,40
80-200/220	≥0,40	≥0,40
80-250/270	≥0,40	≥0,40

ESH-MEI-en_b_sc

ESH SERIES
HYDRAULIC PERFORMANCE RANGE AT 50 Hz, 2 POLES

ESH	~ 2900 [rpm]	ISO 9906:2012 - Grade 3B

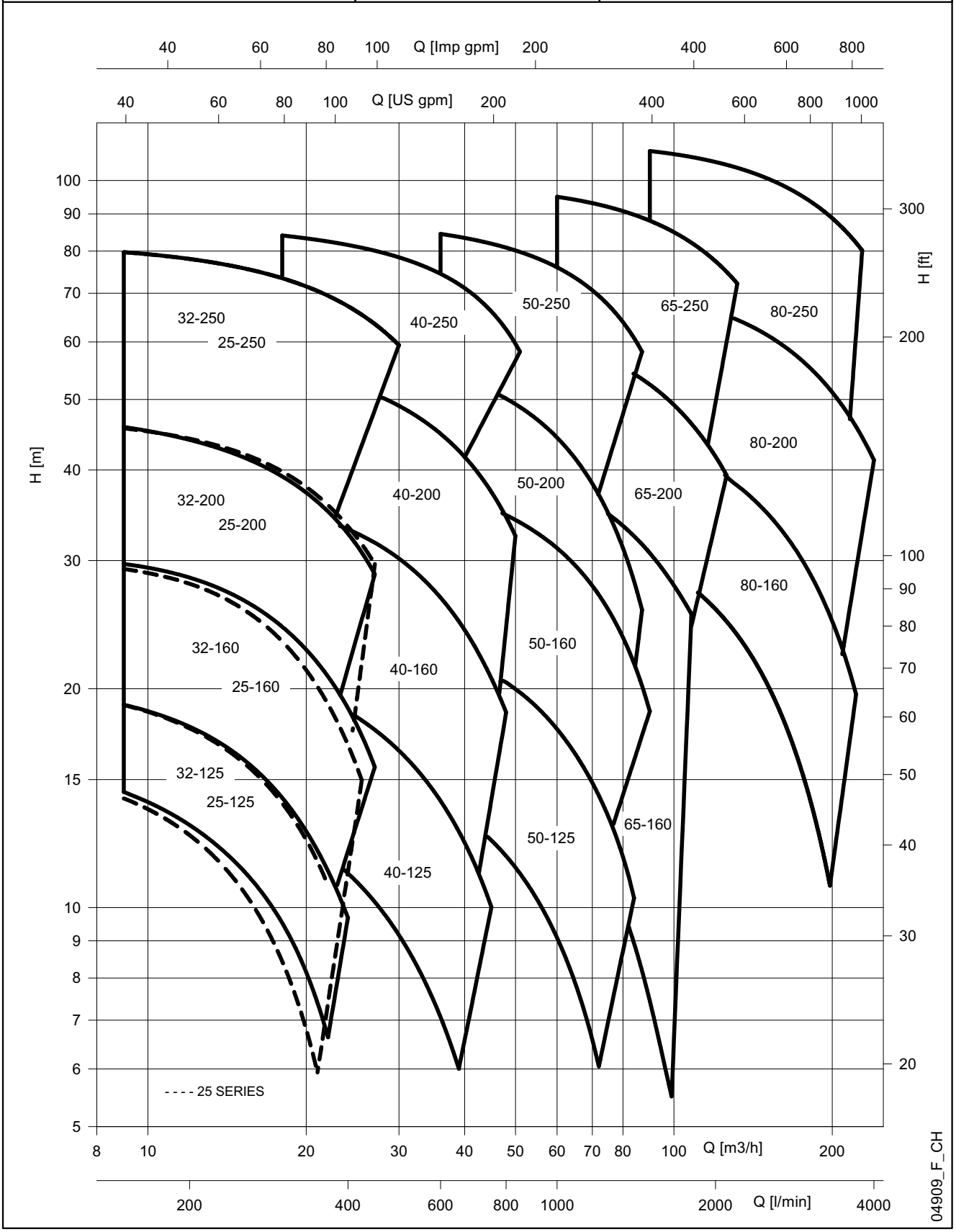

ESH 25, 32, 40, 50 SERIES
HYDRAULIC PERFORMANCE TABLE AT 50 Hz, 2 POLES

PUMP TYPE	P_N kW	Ø Impeller (mm)	○ ● (1)	ηp % (2)	Q = DELIVERY												
					l/s 0	1,9	2,5	3,1	3,6	4,2	4,8	5,4	6,0	6,6	7,2	7,7	8,3
					m^3/h 0	7	9	11	13	15	17	19	22	24	26	28	30
					H = TOTAL HEAD METRES COLUMN OF WATER												
25-125/07*	0,75	114	○	59,7	16,1		14,2	13,1	11,9	10,5	9,0	7,3					
25-125/11*	1,1	128	●	63,8	20,7			18,1	17,1	15,8	14,4	12,8	11,1				
25-160/15*	1,5	145	○	61,1	26,8		24,8	23,5	21,9	20,1	18,0	15,7	13,3	10,8			
25-160/22*	2,2	154	●	58,1	30,6			28,4	27,2	25,7	23,9	21,8	19,5	17,1			
25-200/30	3	178,0	○	55,0	38,8		35,7	34,5	33,1	31,4	29,4	27,1	24,6	21,8			
25-200/40	4	195	●	57,6	48,4			44,7	43,5	42,1	40,4	38,5	36,3	33,9	31,3		
25-250/55	5,5	203	○	50,3	53,0	51,6	50,8	49,8	48,6	47,2	45,6	43,7	41,5	39,0			
25-250/75	7,5	224	○	48,7	66,5		64,5	63,4	62,1	60,5	58,7	56,6	54,3	51,7	48,9		
25-250/110	11	245	●	49,0	82,4			78,6	77,3	75,7	74,0	72,1	69,9	67,6	65,0	62,3	59,4
32-125/07*	0,75	114	○	62,4	16,0		14,5	13,5	12,4	11,2	10,0	8,5	7,0				
32-125/11*	1,1	128	●	64,4	20,7			18,2	17,2	16,0	14,6	13,1	11,6	9,9			
32-160/15*	1,5	145	○	60,7	26,1		24,7	23,7	22,4	20,8	18,9	16,9	14,7	12,4			
32-160/22*	2,2	154	●	62,9	30,8			28,9	27,8	26,5	24,9	23,1	21,2	19,1	16,9		
32-200/30	3	178	○	56,8	39,4		36,7	35,7	34,5	33,0	31,4	29,6	27,6	25,4			
32-200/40	4	195	●	56,4	49,0			44,6	43,2	41,6	39,8	37,8	35,6	33,1	30,4		
32-250/55	5,5	203	○	50,7	53,0	51,8	51,0	50,1	49,0	47,6	46,0	44,2	42,1	39,7			
32-250/75	7,5	224	○	50,4	66,5		64,8	63,9	62,7	61,3	59,7	57,8	55,6	53,2	50,4		
32-250/110	11	245	●	49,0	82,4			78,6	77,3	75,7	74,0	72,1	69,9	67,6	65,0	62,3	59,4

PUMP TYPE	P_N kW	Ø Impeller (mm)	○ ● (1)	ηp % (2)	Q = DELIVERY												
					l/s 0	3,9	4,8	5,8	6,7	7,6	8,6	9,5	10,4	11,4	12,3	13,2	14,2
					m^3/h 0	14	17	21	24	27	31	34	38	41	44	48	51
					H = TOTAL HEAD METRES COLUMN OF WATER												
40-125/11*	1,1	111	○	70,0	15,1	13,8	13,0	12,1	11,1	10,0	8,9	7,7	6,5				
40-125/15*	1,5	122	○	71,9	18,8		16,5	15,5	14,5	13,4	12,3	11,1	10,0	8,8			
40-125/22*	2,2	135	●	71,4	23,6			19,7	18,6	17,4	16,1	14,8	13,4	11,9	10,4		
40-160/30	3	152	○	64,0	30,9			27,8	26,3	24,6	22,8	20,8	18,9	16,9	14,9		
40-160/40	4	171	●	69,4	37,9			34,5	33,1	31,5	29,8	27,8	25,7	23,5	21,2	18,8	
40-200/55	5,5	190	○	65,0	49,1			45,3	43,7	41,9	39,8	37,5	34,9	32,0	28,9	25,4	
40-200/75	7,5	209	●	66,5	58,2			54,0	52,4	50,6	48,5	46,2	43,7	40,9	38,0	34,8	
40-250/92	9,2	218	○	58,0	64,9			61,0	59,5	57,8	55,7	53,1	49,9	46,1			
40-250/110A	11	218	○	58,0	64,9			61,0	59,5	57,8	55,7	53,1	49,9	46,1			
40-250/110	11	233	○	58,5	74,6			70,4	69,0	67,3	65,4	63,0	60,0	56,5	52,3		
40-250/150	15	251	●	59,0	87,7			83,0	81,5	79,8	77,9	75,8	73,2	70,3	66,9	62,9	58,2

PUMP TYPE	P_N kW	Ø Impeller (mm)	○ ● (1)	ηp % (2)	Q = DELIVERY												
					l/s 0	7,592	9	10,76	12,34	13,92	15,5	17,09	18,67	20,25	21,83	23,417	25
					m^3/h 0	27	33	39	44	50	56	62	67	73	79	84	90
					H = TOTAL HEAD METRES COLUMN OF WATER												
50-125/22*	2,2	114	○	75,8	15,9	15,0	14,3	13,5	12,5	11,3	10,1	8,7	7,3				
50-125/30	3	125	○	78,3	19,7		18,2	17,5	16,5	15,4	14,2	12,8	11,4	9,9			
50-125/40	4	137	●	76,5	24,0			22,0	21,1	20,0	18,6	17,2	15,6	14,0	12,2		
50-160/55	5,5	158	○	71,7	33,8			30,5	29,2	27,7	26,0	24,1	22,2	20,2	18,1		
50-160/75	7,5	174	●	74,0	40,7			36,8	35,5	34,1	32,5	30,7	28,7	26,6	24,2	21,5	18,6
50-200/92	9,2	197	○	70,0	52,9			46,5	44,4	42,0	39,2	36,2	32,8	29,0	24,9		
50-200/110A	11	197	○	70,0	52,9			46,5	44,4	42,0	39,2	36,2	32,8	29,0	24,9		
50-200/110	11	209	●	72,0	59,7			53,6	51,6	49,2	46,5	43,5	40,1	36,4	32,3	27,9	
50-250/150	15	224	○	69,5	70,2			66,0	64,5	62,6	60,4	57,6	54,2	50,1			
50-250/185	18,5	237	○	68,4	79,9			74,2	72,5	70,6	68,3	65,7	62,6	59,0	54,7		
50-250/220	22	250	●	67,3	88,9								84,1	83,1	82,1	81,0	79,8

Hydraulic performances in compliance with ISO 9906:2012 - Grade 3B (ex ISO 9906:1999 - Annex A)

ESH-25-32-40-50_2p50-en_b_th

(1) ● = Full impeller diameter - ○ = Trimmed impeller diameter (2) Hydraulic efficiency of pump.

*Available also in single-phase version.

ESH 65, 80 SERIES
HYDRAULIC PERFORMANCE TABLE AT 50 Hz, 2 POLES

PUMP TYPE	P_N kW	Ø Impeller (mm)	○ ● (1)	ηp % (2)	Q = DELIVERY l/s 0	8	10,66	13,26	15,86	18,46	21,06	23,66	26,26	28,86	31,46	34,066	37
					m³/h 0	29	38	48	57	66	76	85	95	104	113	123	132
					H = TOTAL HEAD METRES COLUMN OF WATER												
65-160/40	4	127	○	71,0	19,1	18,7	17,8	16,5	14,9	13,0	10,9	8,6	6,4				
65-160/55	5,5	140	○	75,1	24,6		23,4	22,2	20,8	19,1	17,2	15,1	12,7	10,1	7,4		
65-160/75	7,5	154	○	74,7	30,7			28,4	26,7	24,9	22,9	20,8	18,5	16,0	13,2		
65-160/92	9,2	164	○	77,6	35,7			33,8	32,5	30,9	28,9	26,5	23,8	20,8	17,5		
65-160/110A	11	164	○	77,6	35,7			33,8	32,5	30,9	28,9	26,5	23,8	20,8	17,5		
65-160/110	11	176	●	76,0	41,6				38,5	36,8	34,6	32,1	29,4	26,6			
65-200/150	15	192	○	70,0	53,6			50,0	48,1	45,9	43,2	40,3	37,0	33,4	29,7		
65-200/185	18,5	203	○	71,5	60,7				55,8	53,7	51,2	48,4	45,2	41,8	38,2		
65-200/220	22	210	●	71,5	63,9				60,4	58,6	56,4	53,9	51,0	47,8	44,3	40,7	
65-250/300	30	240	○	74,5	83,7					80,7	78,8	76,5	73,8	70,7	67,0	62,9	
65-250/370	37	255	●	73,5	96,5					93,8	91,8	89,4	86,7	83,6	80,1	76,3	72,2

PUMP TYPE	P_N kW	Ø Impeller (mm)	○ ● (1)	ηp % (2)	Q = DELIVERY l/s 0	20	24,24	28,48	32,73	36,97	41,21	45,45	49,7	53,94	58,18	62,424	67
					m³/h 0	72	87	103	118	133	148	164	179	194	209	225	240
					H = TOTAL HEAD METRES COLUMN OF WATER												
80-160/110	11	169x15°	○	75,0	33,0	31,8	30,3	28,4	26,1	23,5	20,7	17,7	14,6	11,5			
80-160/150	15	177	○	76,5	39,5	38,7	37,2	35,4	33,2	30,7	27,9	24,9	21,7	18,5	15,2		
80-160/185	18,5	186	●	78,0	46,4	45,6	44,1	42,4	40,3	37,9	35,3	32,4	29,3	26,1	22,6		
80-200/220	22	198	○	80,5	51,8	51,4	50,0	48,2	46,2	43,8	41,2	38,4	35,4	32,1	28,6		
80-200/300	30	215	○	81,0	62,3	62,6	61,3	59,7	57,7	55,3	52,6	49,7	46,5	43,1	39,6	36,0	
80-200/370	37	226	●	81,5	69,8	70,8	69,7	68,2	66,4	64,2	61,7	58,9	55,8	52,5	48,9	45,2	41,3
80-250/450	45	237	○	79,5	82,2			78,7	76,4	73,7	70,5	66,9	63,0	58,6	53,8		
80-250/550	55	252	○	80,0	93,9			91,8	89,6	87,1	84,1	80,7	77,0	72,9	68,5		
80-250/750	75	270	●	78,0	109,6			108,4	106,4	103,9	101,1	97,9	94,3	90,4	86,0	81,2	

Hydraulic performances in compliance with ISO 9906:2012 - Grade 3B (ex ISO 9906:1999 - Annex A)

ESH-65-80_2p50-en_b_th

(1) ● = Full impeller diameter - ○ = Trimmed impeller diameter (2) Hydraulic efficiency of pump.

ESH SERIES
OPERATING CHARACTERISTICS AT 50 Hz, 2 POLES

ESH 25-125	~ 2900 [rpm]	ISO 9906:2012 - Grade 3B

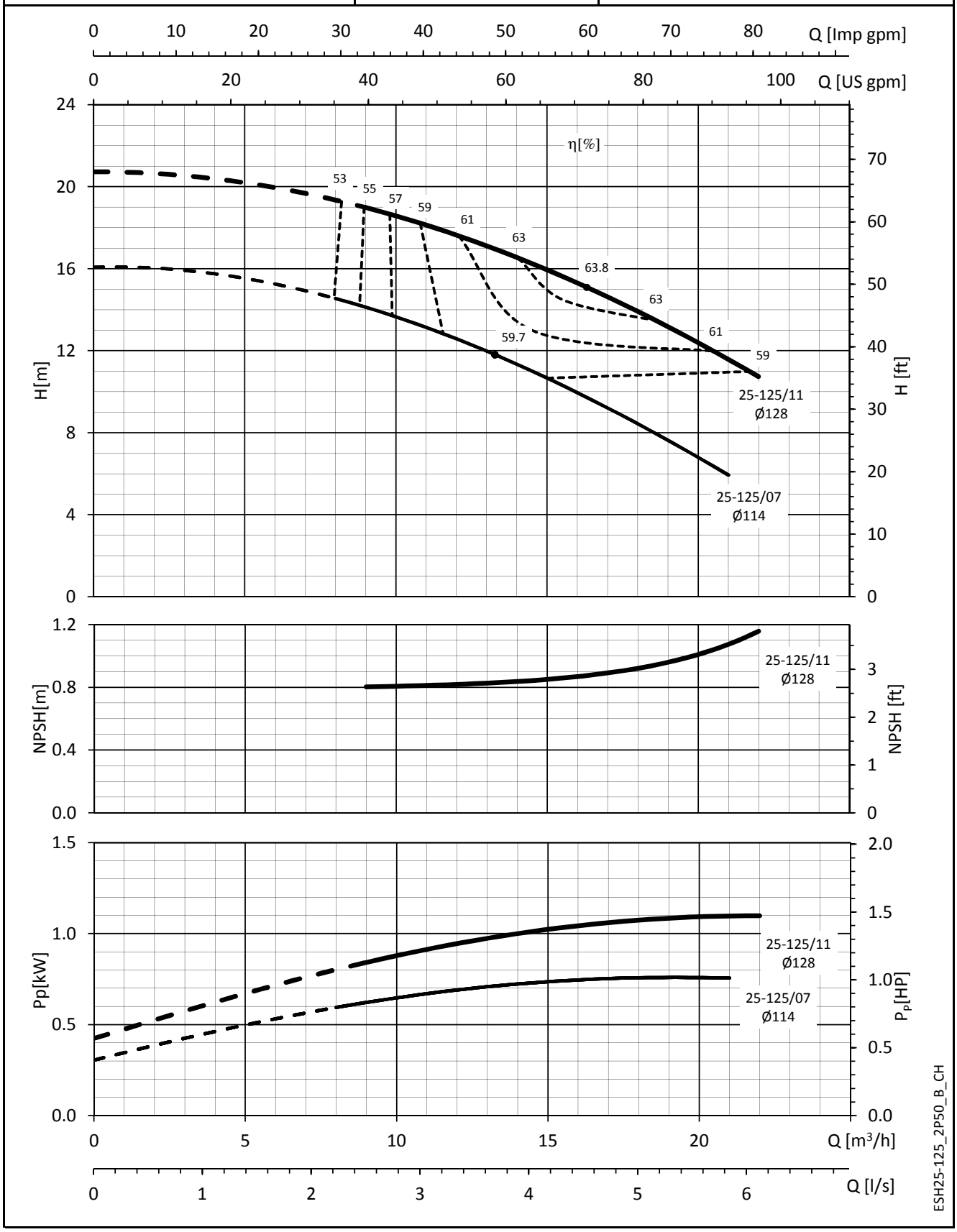

The NPSH values are laboratory values; for practical use we suggest increasing these values by 0,5 m.
These performances are valid for liquids with density ρ = 1,0 Kg/dm³ and kinematic viscosity ν = 1 mm²/sec.

ESH SERIES
OPERATING CHARACTERISTICS AT 50 Hz, 2 POLES

ESH 25-160	~ 2900 [rpm]	ISO 9906:2012 - Grade 3B

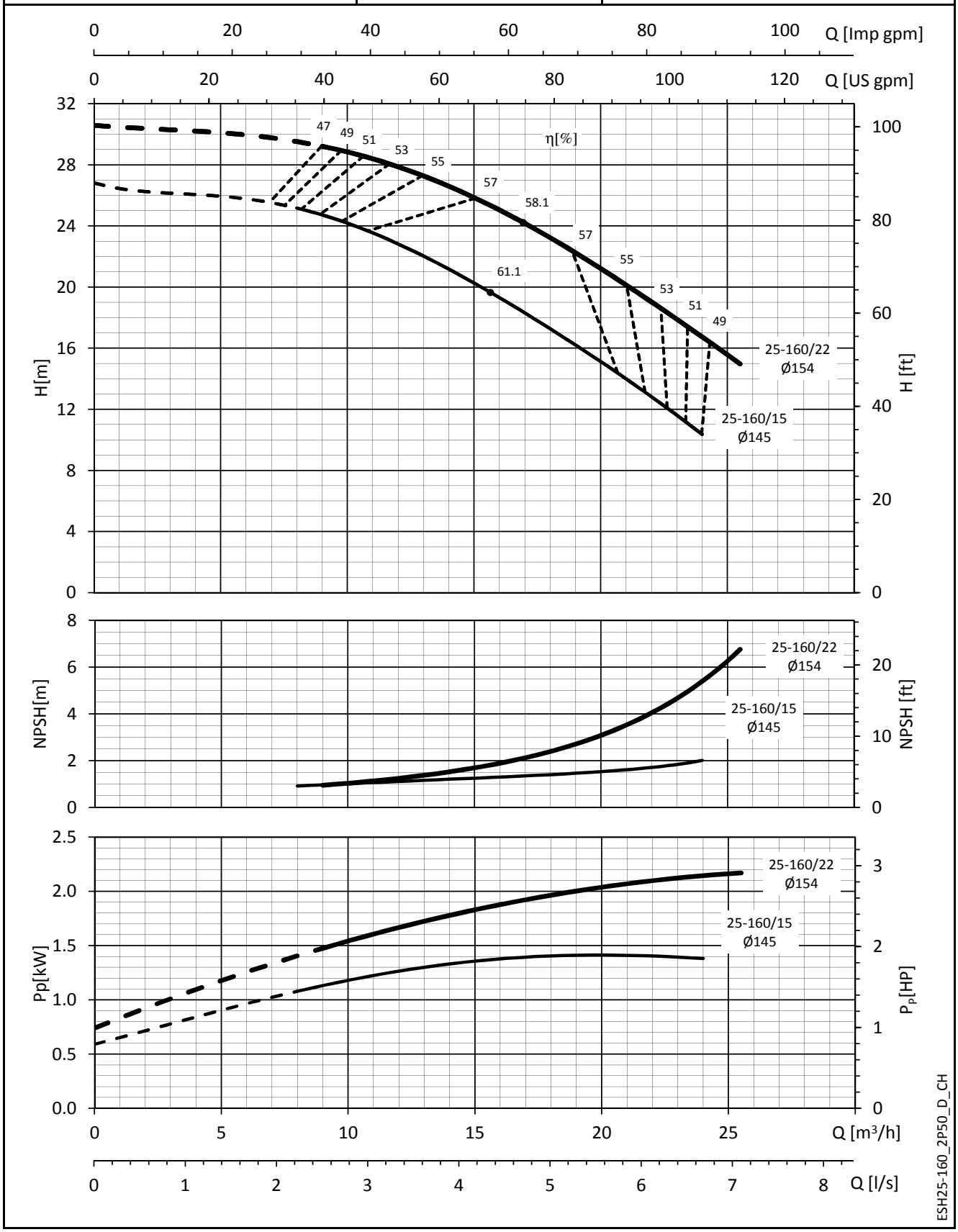

The NPSH values are laboratory values; for practical use we suggest increasing these values by 0,5 m.
These performances are valid for liquids with density ρ = 1,0 Kg/dm³ and kinematic viscosity ν = 1 mm²/sec.

ESH SERIES
OPERATING CHARACTERISTICS AT 50 Hz, 2 POLES

ESH 25-200	~ 2900 [rpm]	ISO 9906:2012 - Grade 3B

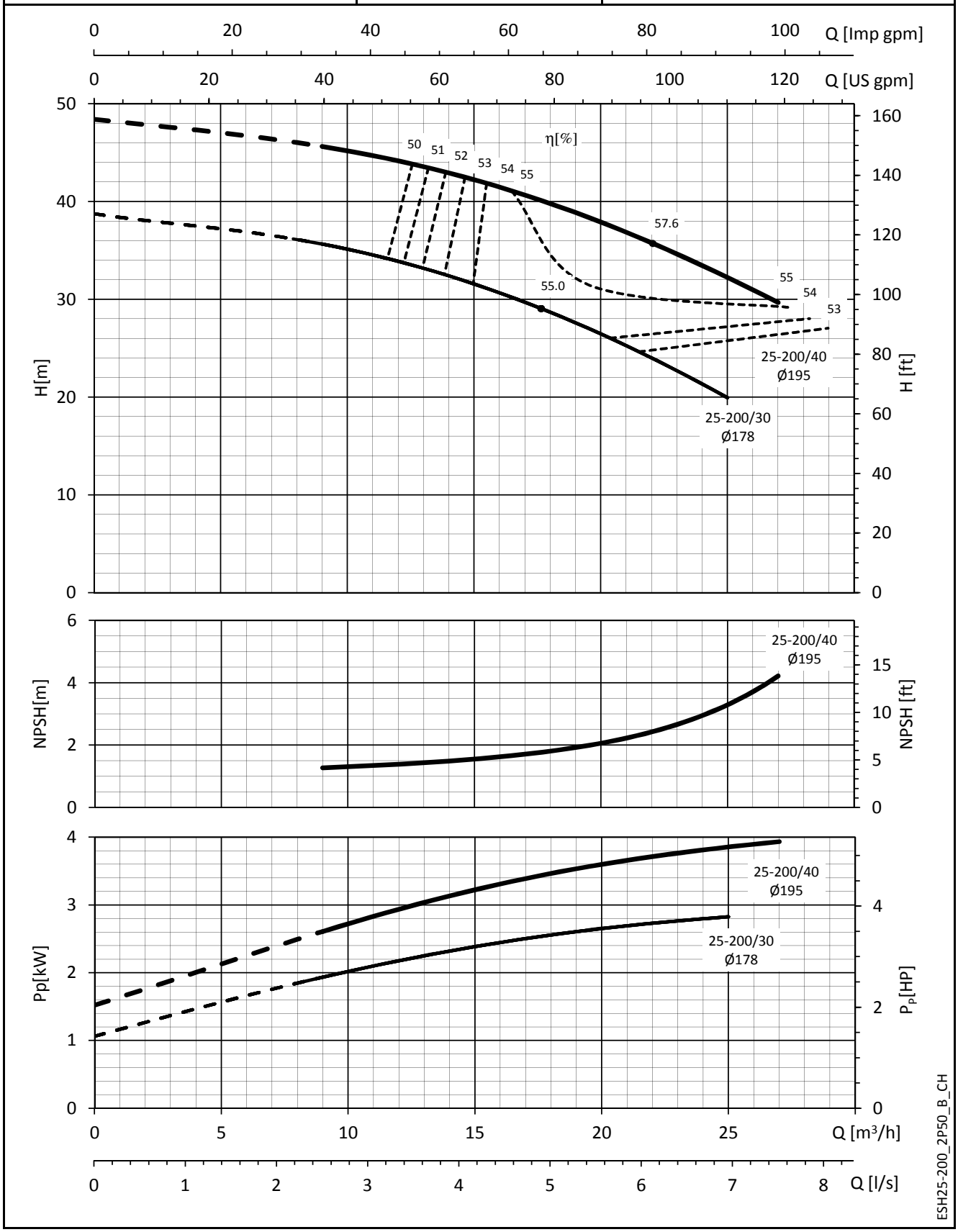

The NPSH values are laboratory values; for practical use we suggest increasing these values by 0,5 m.
These performances are valid for liquids with density ρ = 1,0 Kg/dm³ and kinematic viscosity ν = 1 mm²/sec.

ESH SERIES
OPERATING CHARACTERISTICS AT 50 Hz, 2 POLES

ESH 25-250	~ 2900 [rpm]	ISO 9906:2012 - Grade 3B

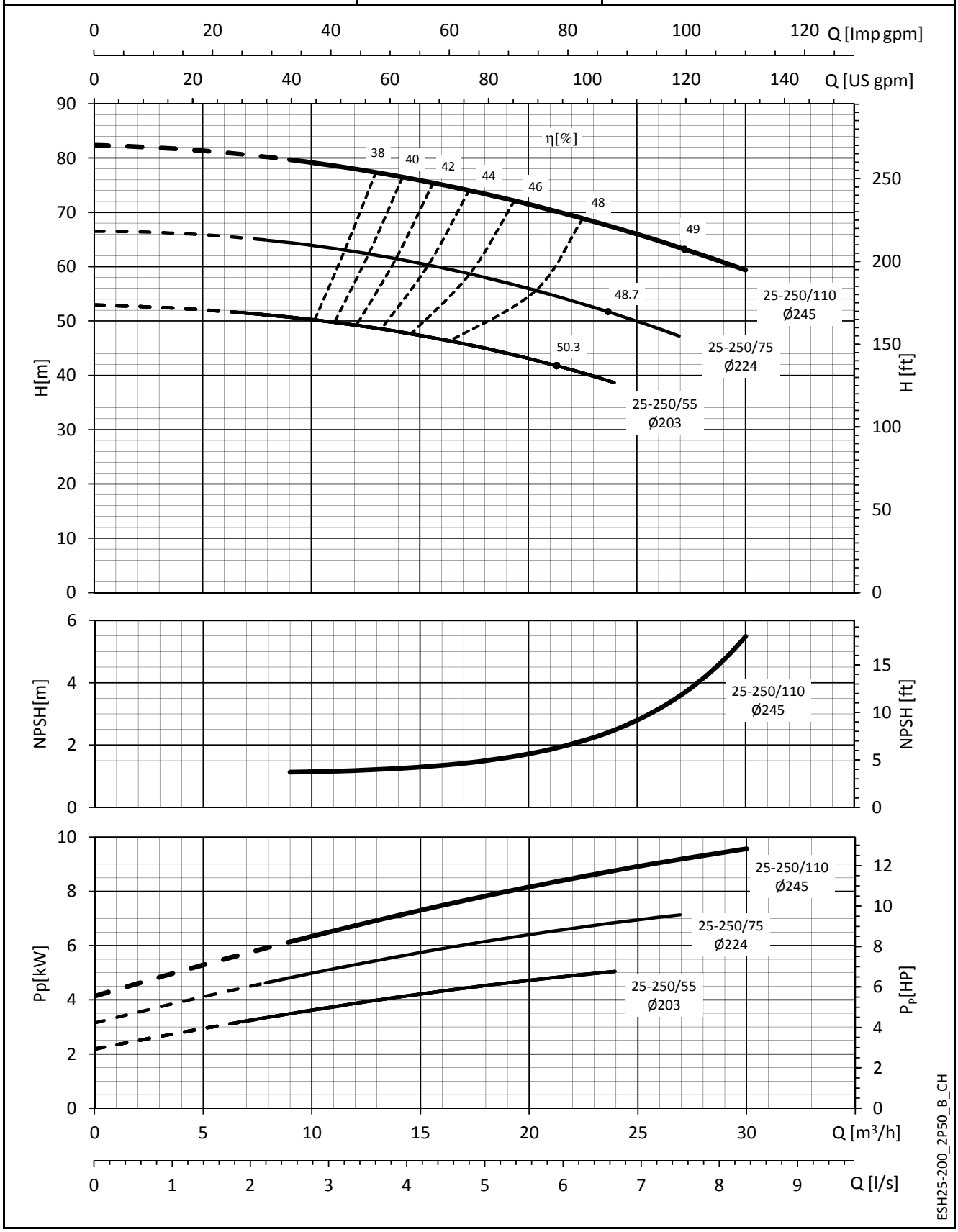

The NPSH values are laboratory values; for practical use we suggest increasing these values by 0,5 m.
These performances are valid for liquids with density ρ = 1,0 Kg/dm³ and kinematic viscosity ν = 1 mm²/sec.

ESH SERIES
OPERATING CHARACTERISTICS AT 50 Hz, 2 POLES

ESH 32-125	~ 2900 [rpm]	ISO 9906:2012 - Grade 3B

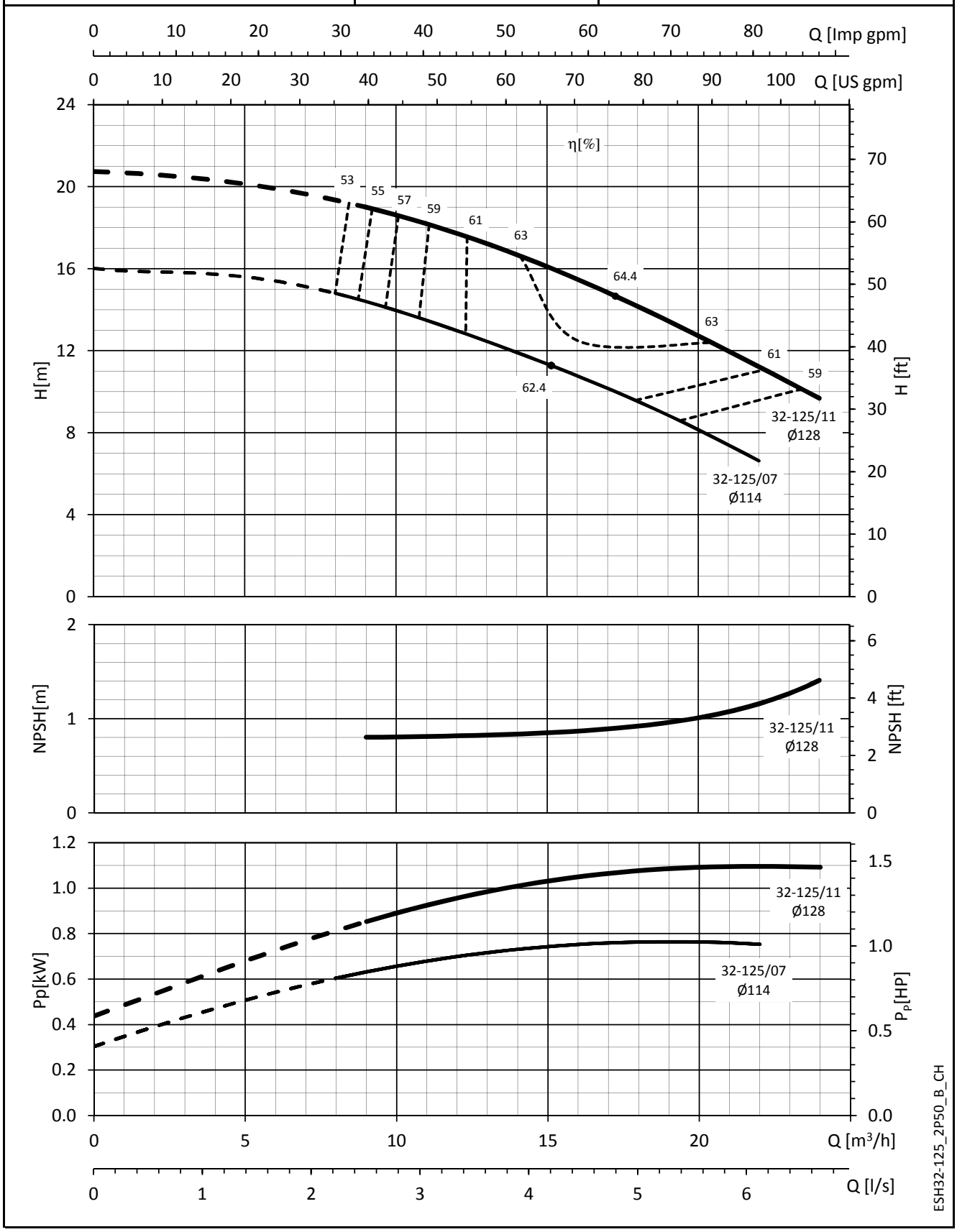

The NPSH values are laboratory values; for practical use we suggest increasing these values by 0,5 m.
These performances are valid for liquids with density ρ = 1,0 Kg/dm³ and kinematic viscosity ν = 1 mm²/sec.

ESH SERIES
OPERATING CHARACTERISTICS AT 50 Hz, 2 POLES

ESH 32-160	~ 2900 [rpm]	ISO 9906:2012 - Grade 3B

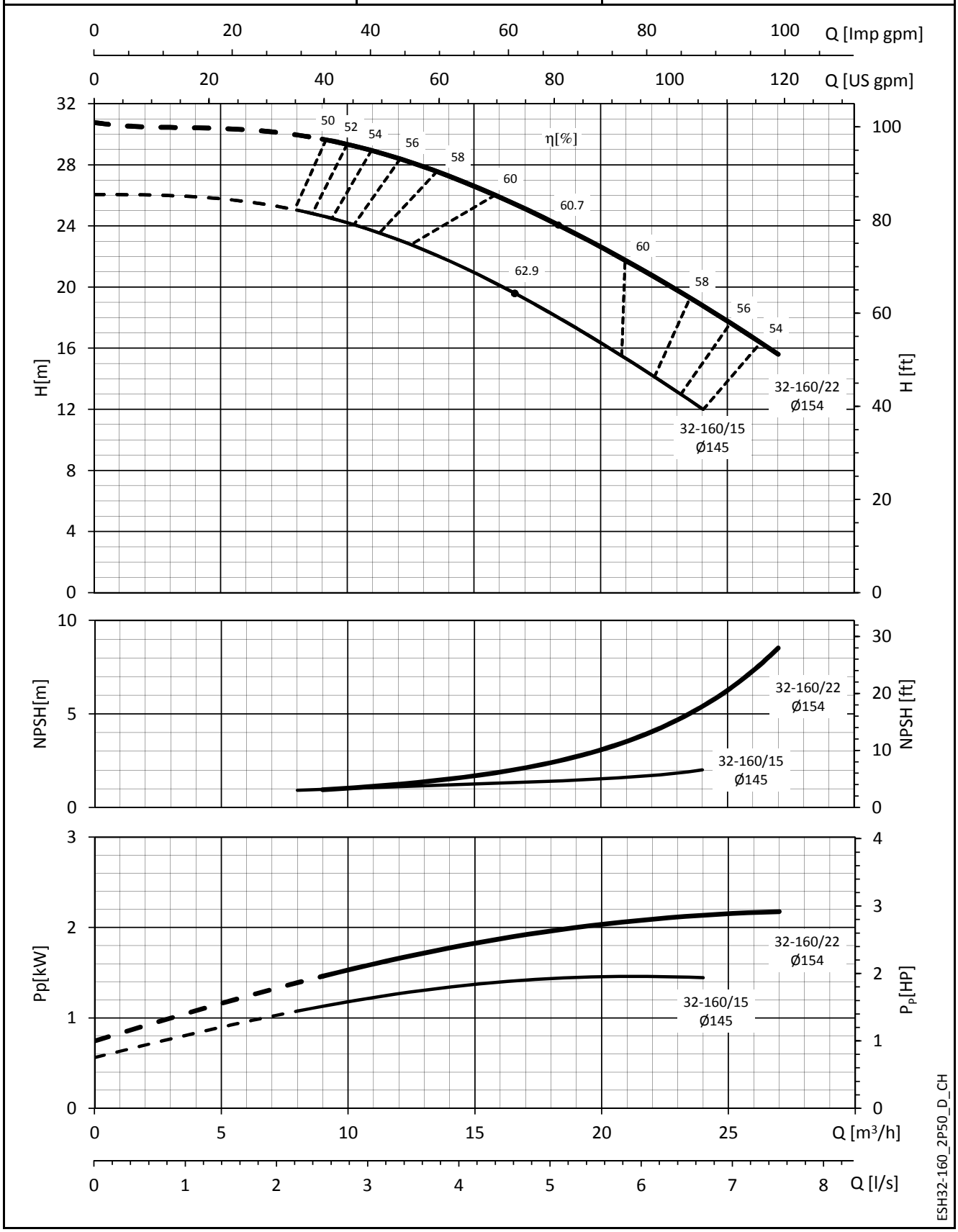

The NPSH values are laboratory values; for practical use we suggest increasing these values by 0,5 m.
These performances are valid for liquids with density ρ = 1,0 Kg/dm³ and kinematic viscosity ν = 1 mm²/sec.

ESH SERIES
OPERATING CHARACTERISTICS AT 50 Hz, 2 POLES

ESH 32-200	~ 2900 [rpm]	ISO 9906:2012 - Grade 3B

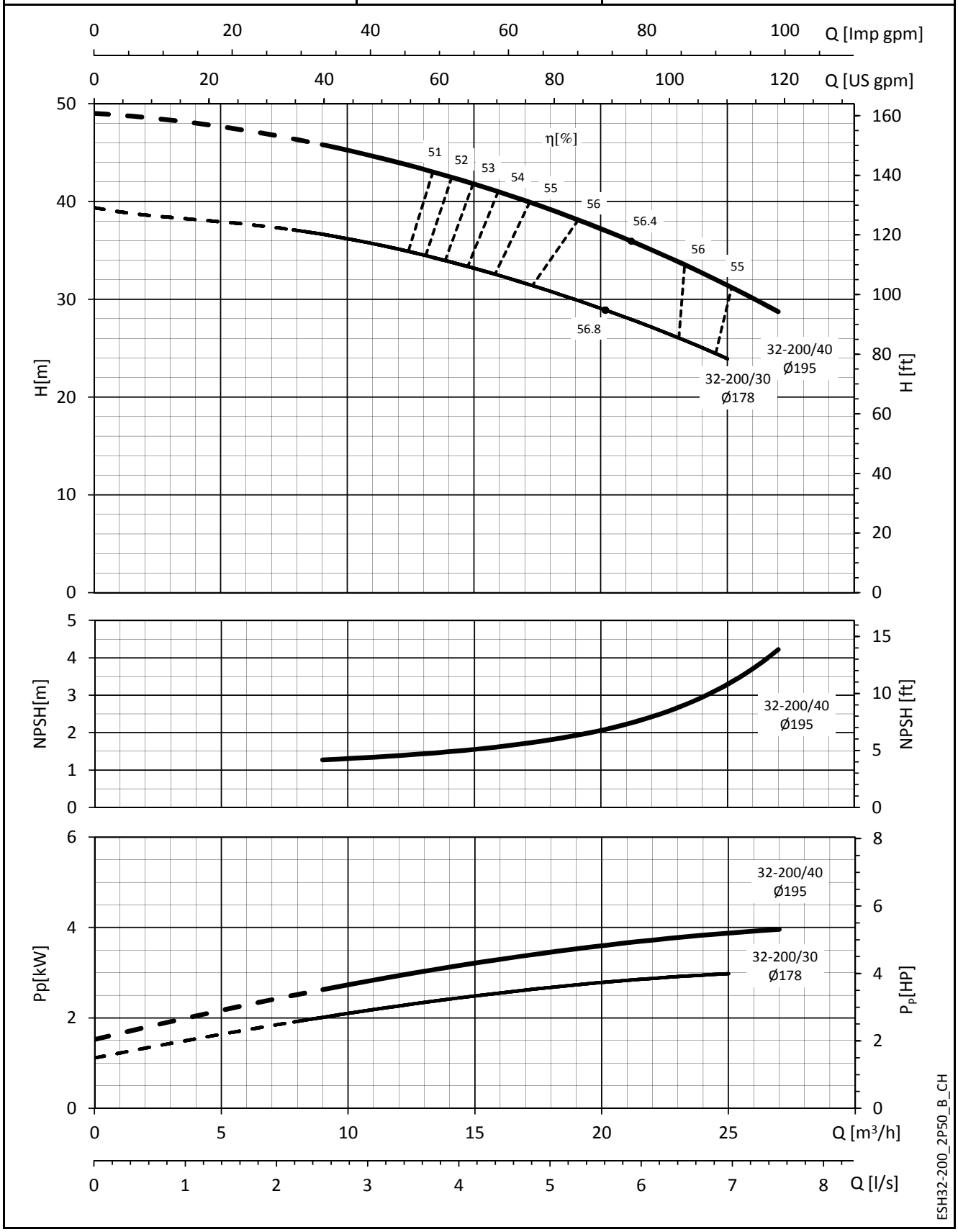

The NPSH values are laboratory values; for practical use we suggest increasing these values by 0,5 m.
These performances are valid for liquids with density ρ = 1,0 Kg/dm³ and kinematic viscosity ν = 1 mm²/sec.

ESH SERIES
OPERATING CHARACTERISTICS AT 50 Hz, 2 POLES

ESH 32-250	~ 2900 [rpm]	ISO 9906:2012 - Grade 3B

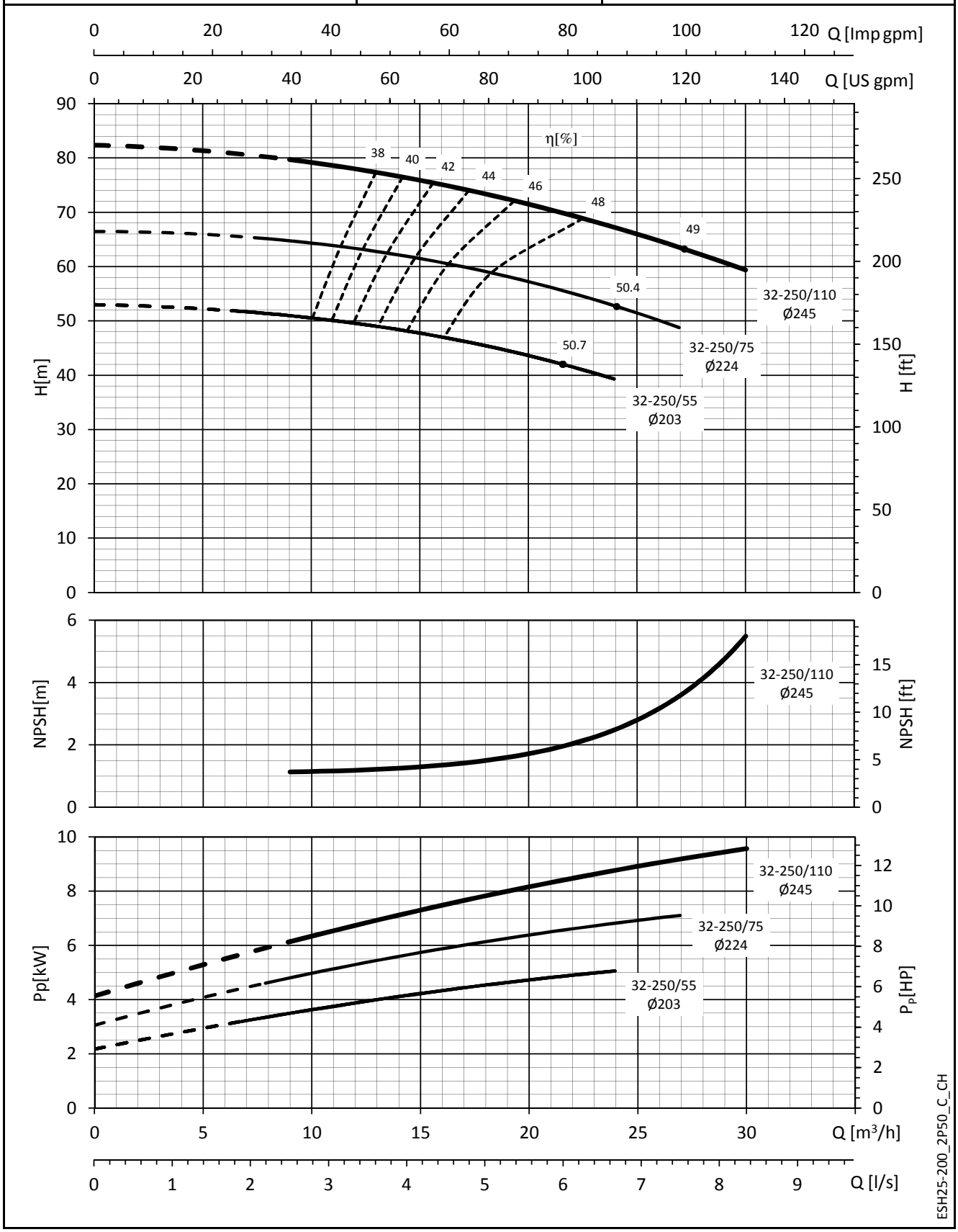

The NPSH values are laboratory values; for practical use we suggest increasing these values by 0,5 m.
These performances are valid for liquids with density ρ = 1,0 Kg/dm³ and kinematic viscosity ν = 1 mm²/sec.

ESH SERIES
OPERATING CHARACTERISTICS AT 50 Hz, 2 POLES

ESH 40-125	~ 2900 [rpm]	ISO 9906:2012 - Grade 3B

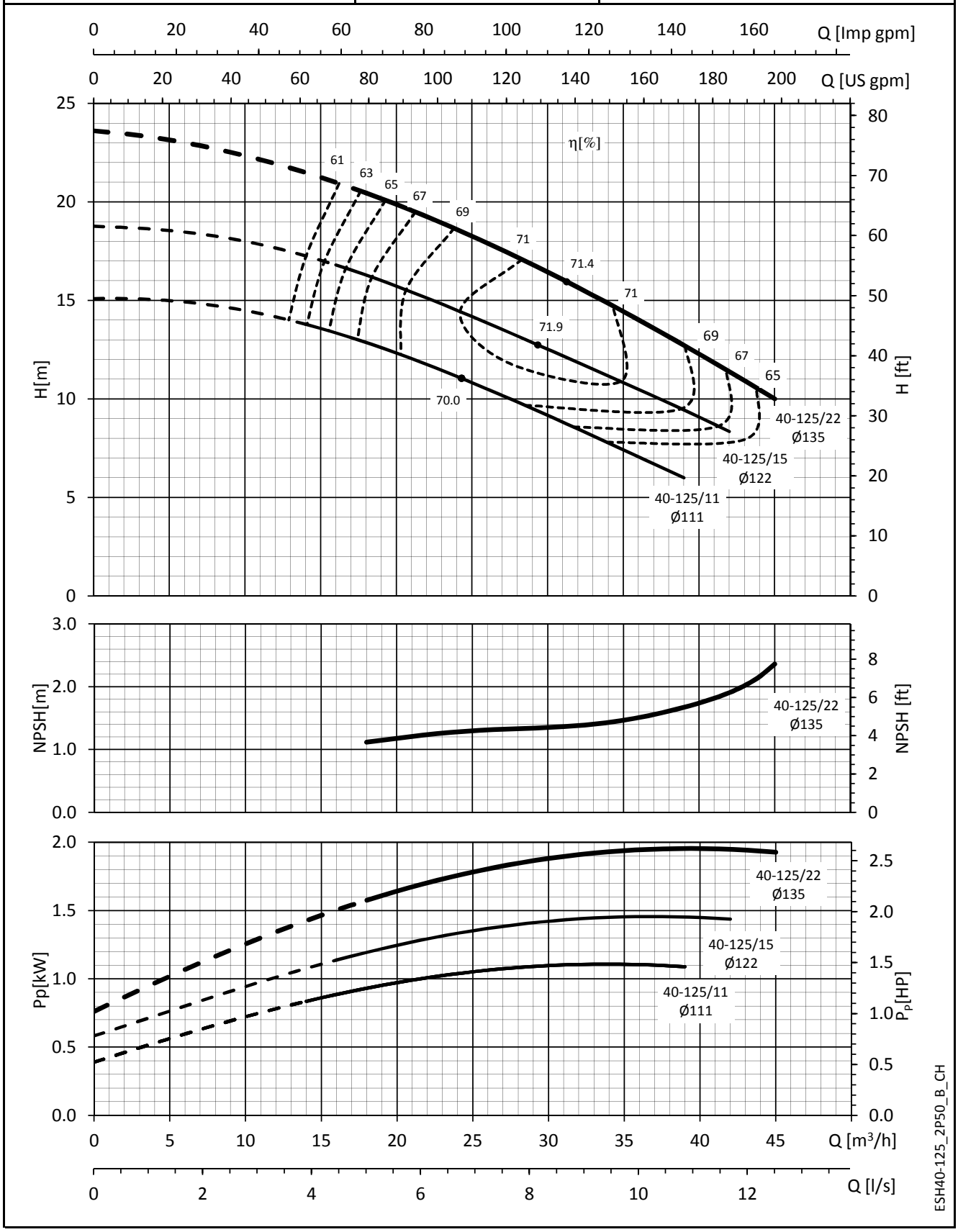

The NPSH values are laboratory values; for practical use we suggest increasing these values by 0,5 m.
These performances are valid for liquids with density ρ = 1,0 Kg/dm³ and kinematic viscosity ν = 1 mm²/sec.

ESH SERIES
OPERATING CHARACTERISTICS AT 50 Hz, 2 POLES

ESH 40-160	~ 2900 [rpm]	ISO 9906:2012 - Grade 3B

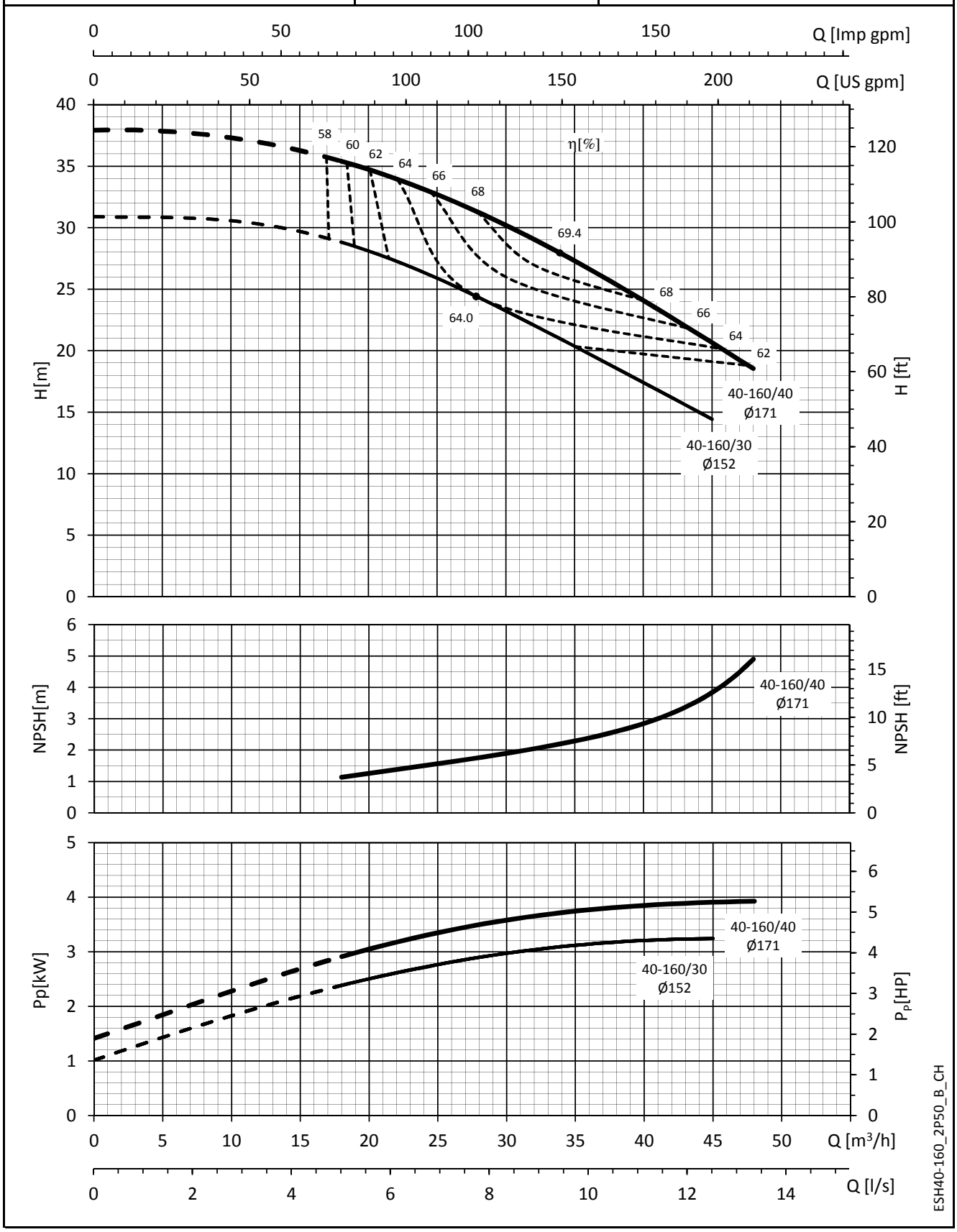

The NPSH values are laboratory values; for practical use we suggest increasing these values by 0,5 m.
These performances are valid for liquids with density ρ = 1,0 Kg/dm³ and kinematic viscosity ν = 1 mm²/sec.

ESH SERIES
OPERATING CHARACTERISTICS AT 50 Hz, 2 POLES

ESH 40-200	~ 2900 [rpm]	ISO 9906:2012 - Grade 3B

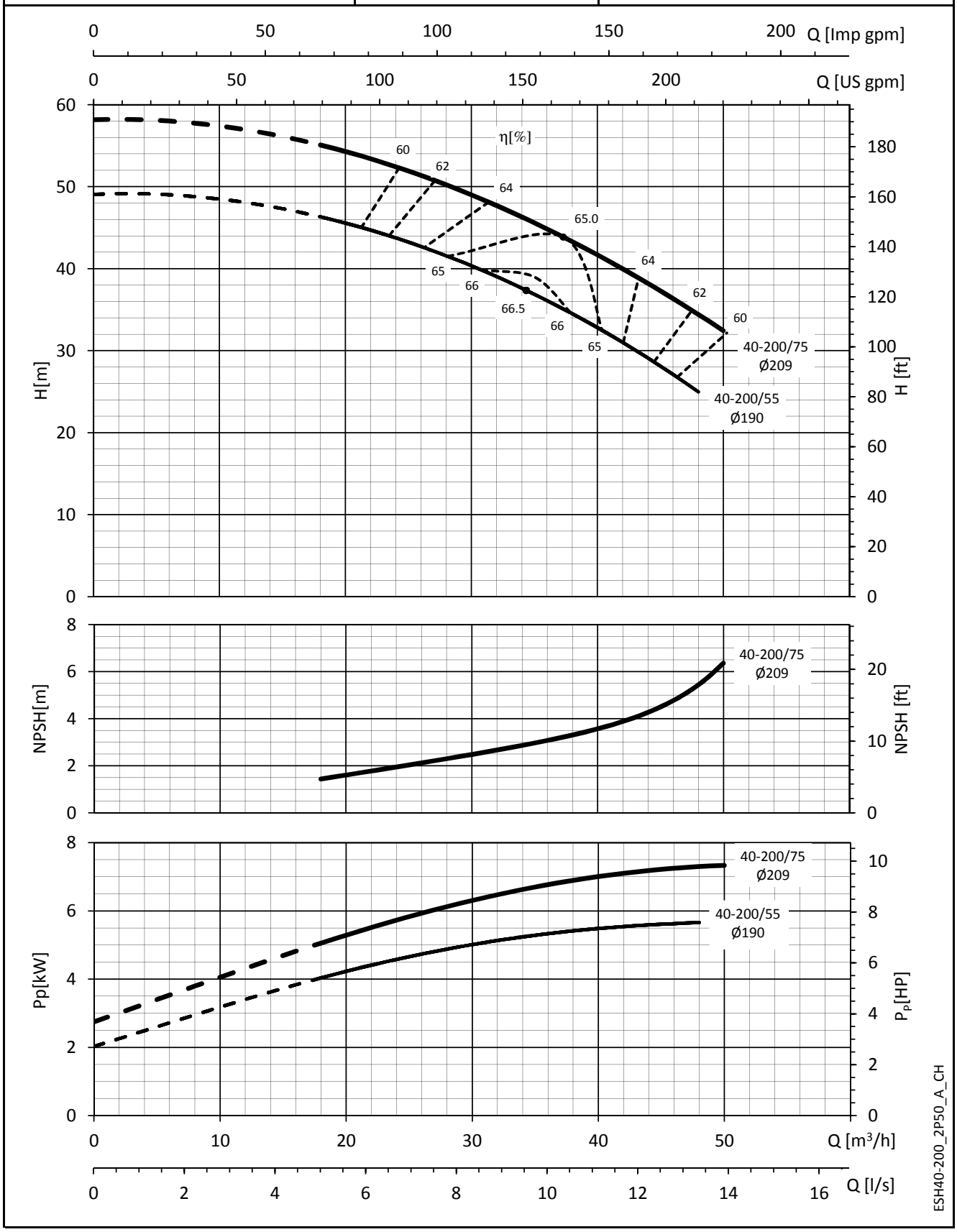

The NPSH values are laboratory values; for practical use we suggest increasing these values by 0,5 m.
These performances are valid for liquids with density ρ = 1,0 Kg/dm³ and kinematic viscosity ν = 1 mm²/sec.

ESH SERIES
OPERATING CHARACTERISTICS AT 50 Hz, 2 POLES

ESH 40-250	~ 2900 [rpm]	ISO 9906:2012 - Grade 3B

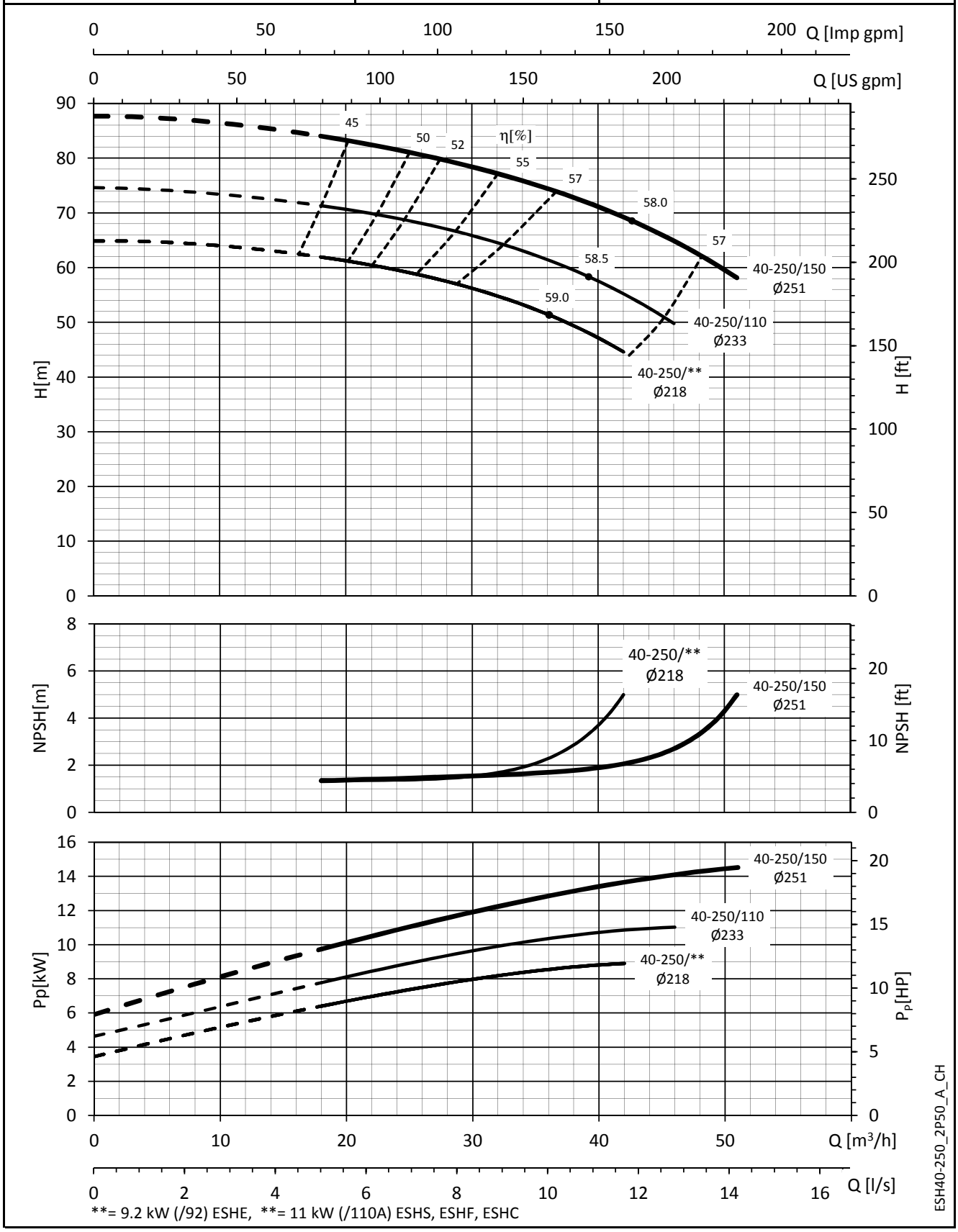

**= 9.2 kW (/92) ESHE, **= 11 kW (/110A) ESHS, ESHF, ESHC

The NPSH values are laboratory values; for practical use we suggest increasing these values by 0,5 m.
These performances are valid for liquids with density ρ = 1,0 Kg/dm³ and kinematic viscosity ν = 1 mm²/sec.

ESH SERIES
OPERATING CHARACTERISTICS AT 50 Hz, 2 POLES

ESH 50-125	~ 2900 [rpm]	ISO 9906:2012 - Grade 3B

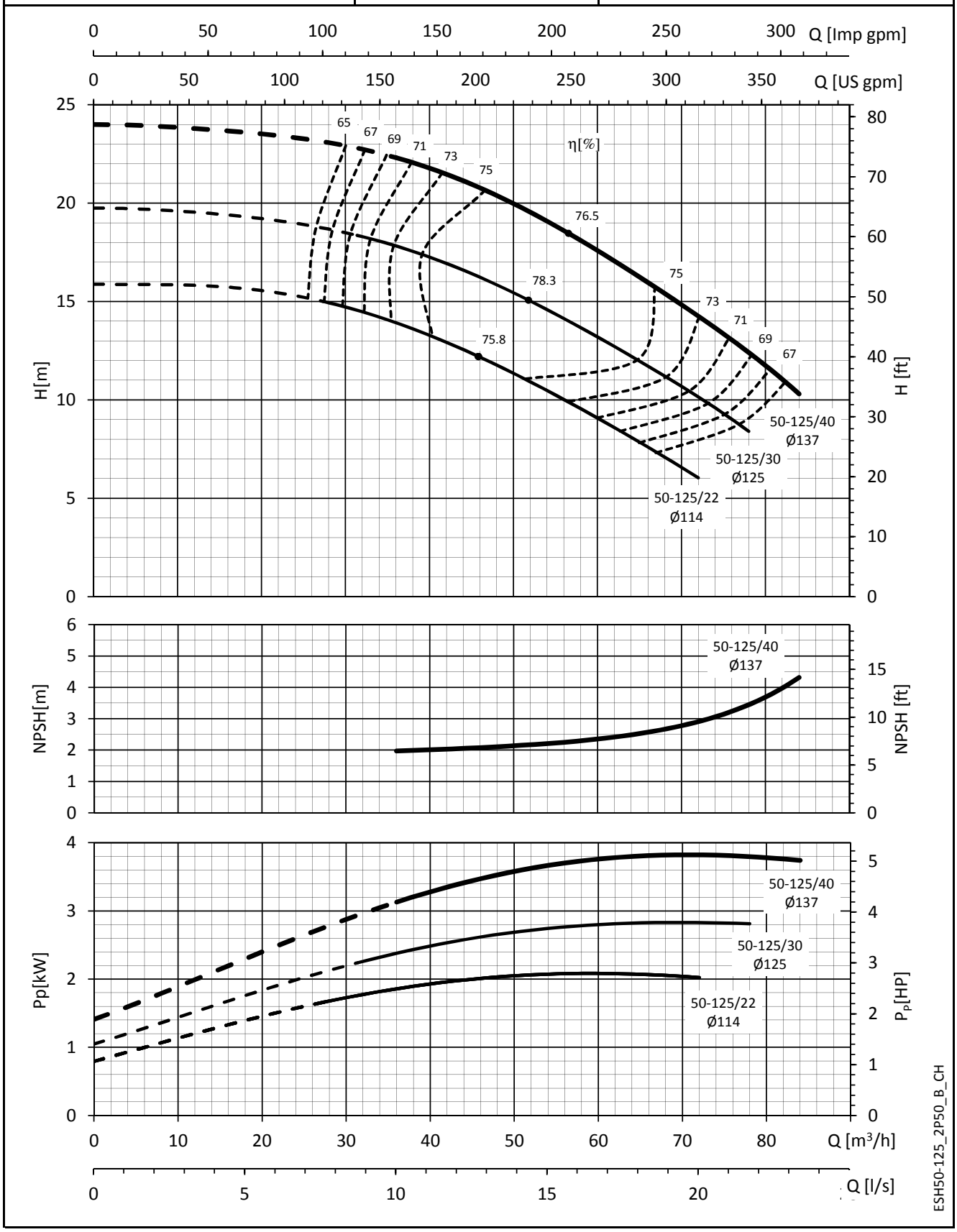

The NPSH values are laboratory values; for practical use we suggest increasing these values by 0,5 m.
These performances are valid for liquids with density ρ = 1,0 Kg/dm³ and kinematic viscosity ν = 1 mm²/sec.

ESH SERIES
OPERATING CHARACTERISTICS AT 50 Hz, 2 POLES

ESH 50-160	~ 2900 [rpm]	ISO 9906:2012 - Grade 3B

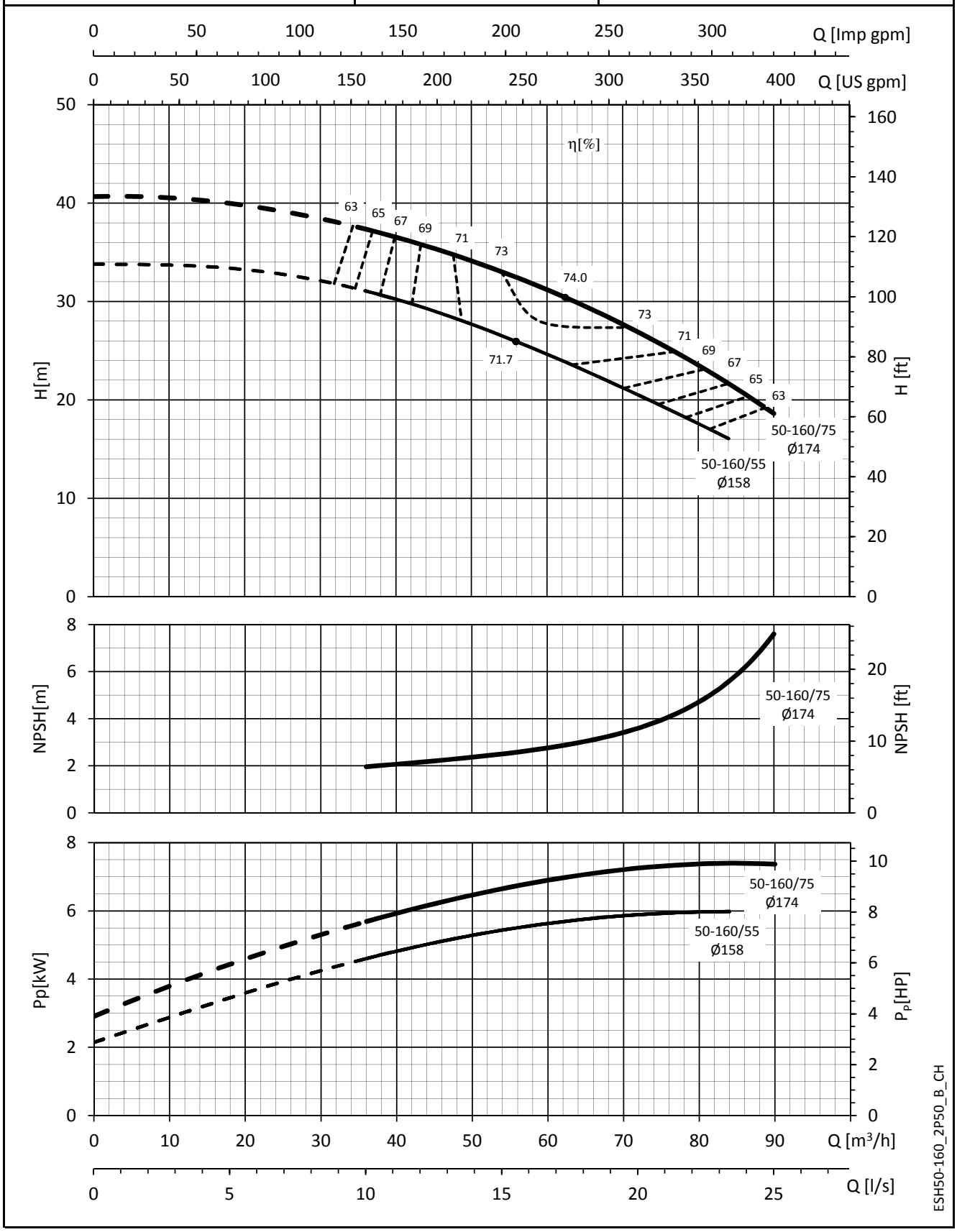

The NPSH values are laboratory values; for practical use we suggest increasing these values by 0,5 m.
These performances are valid for liquids with density ρ = 1,0 Kg/dm³ and kinematic viscosity ν = 1 mm²/sec.

ESH SERIES
OPERATING CHARACTERISTICS AT 50 Hz, 2 POLES

ESH 50-200	~ 2900 [rpm]	ISO 9906:2012 - Grade 3B

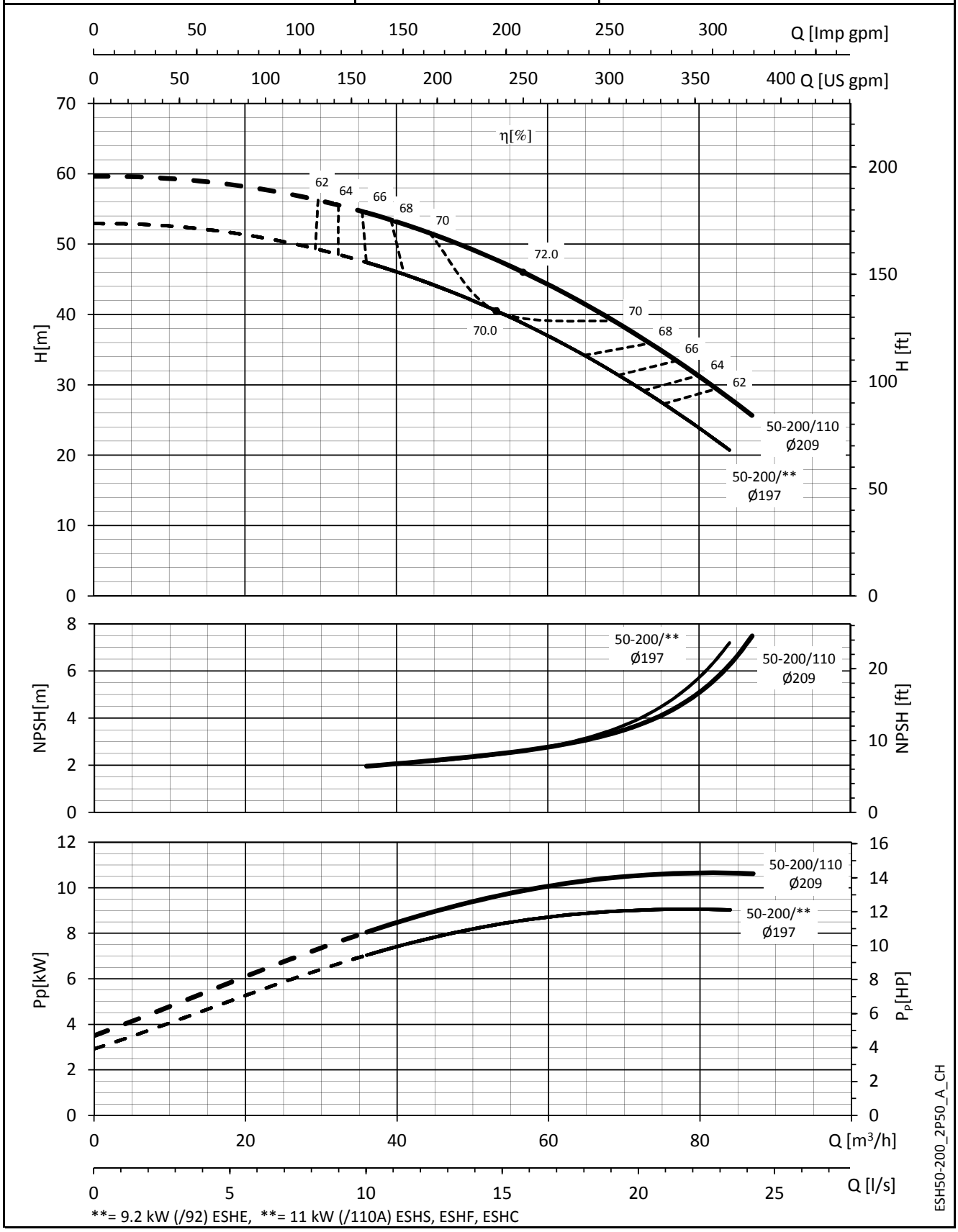

**= 9.2 kW (/92) ESHE, **= 11 kW (/110A) ESHS, ESHF, ESHC

The NPSH values are laboratory values; for practical use we suggest increasing these values by 0,5 m.
These performances are valid for liquids with density ρ = 1,0 Kg/dm³ and kinematic viscosity ν = 1 mm²/sec.

ESH SERIES
OPERATING CHARACTERISTICS AT 50 Hz, 2 POLES

ESH 50-250	~ 2900 [rpm]	ISO 9906:2012 - Grade 3B

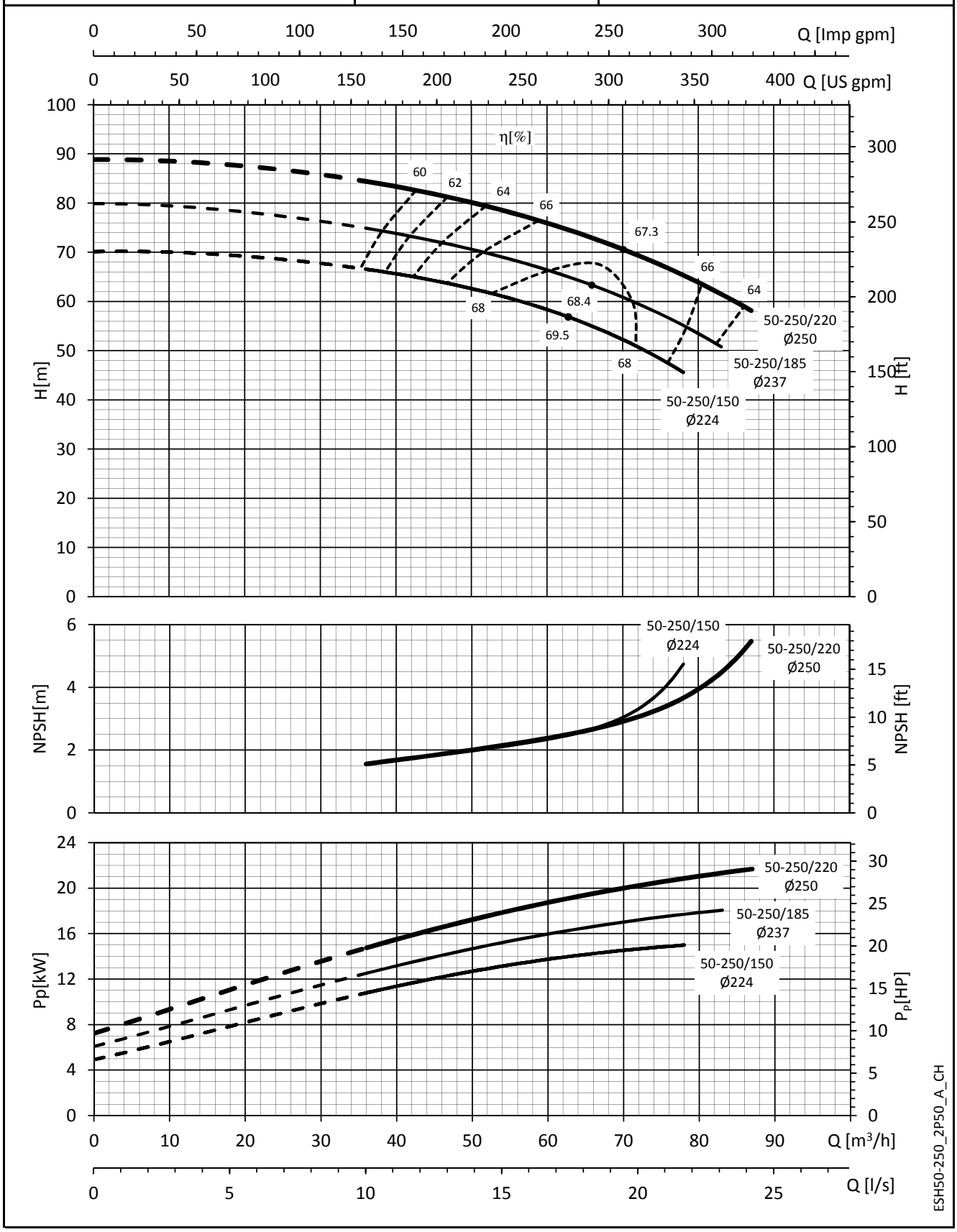

The NPSH values are laboratory values; for practical use we suggest increasing these values by 0,5 m.
These performances are valid for liquids with density ρ = 1,0 Kg/dm³ and kinematic viscosity ν = 1 mm²/sec.

ESH SERIES
OPERATING CHARACTERISTICS AT 50 Hz, 2 POLES

ESH 65-160	~ 2900 [rpm]	ISO 9906:2012 - Grade 3B

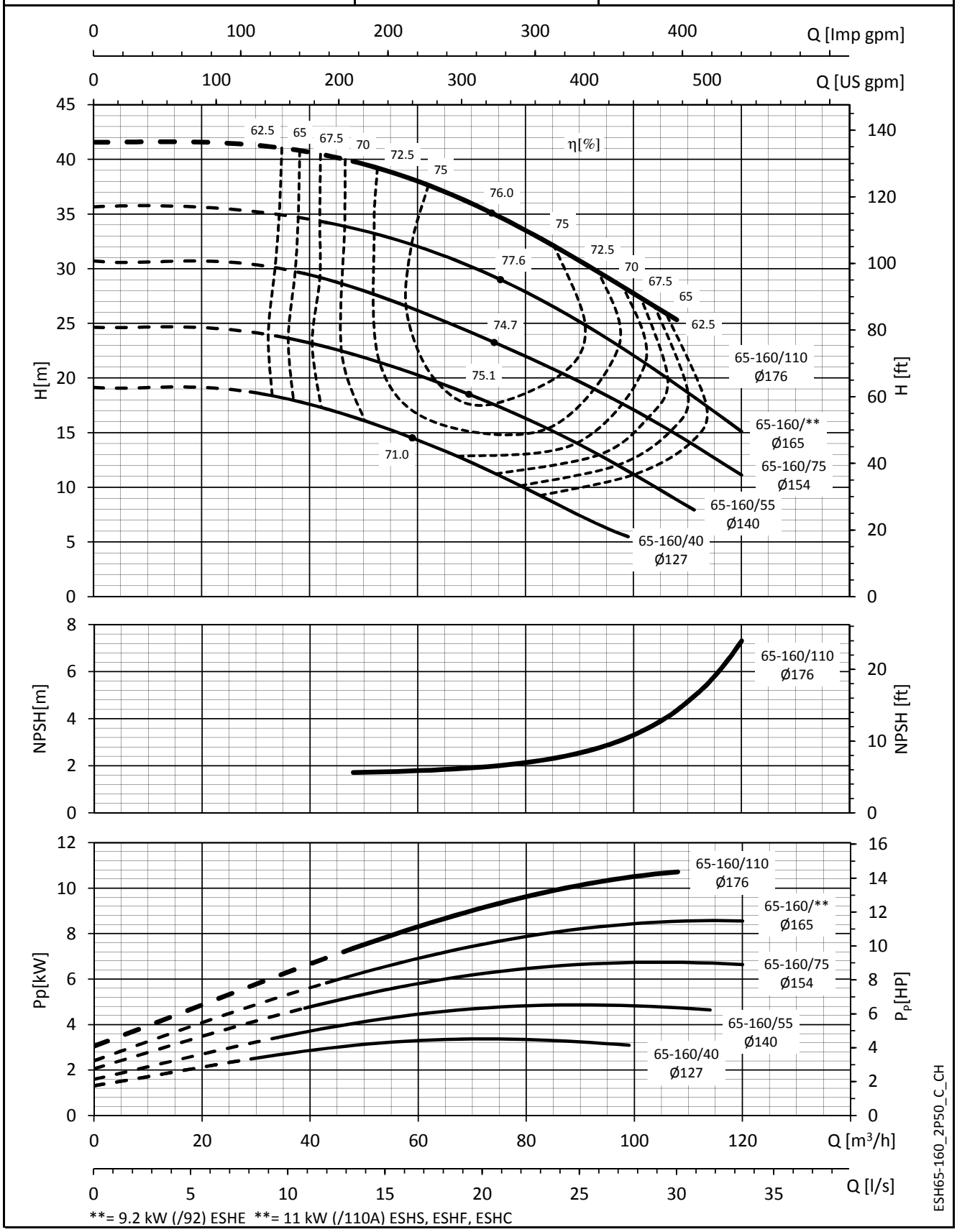

**= 9.2 kW (/92) ESHE **= 11 kW (/110A) ESHS, ESHF, ESHC

The NPSH values are laboratory values; for practical use we suggest increasing these values by 0,5 m.
These performances are valid for liquids with density ρ = 1,0 Kg/dm³ and kinematic viscosity ν = 1 mm²/sec.

ESH SERIES
OPERATING CHARACTERISTICS AT 50 Hz, 2 POLES

ESH 65-200	~ 2900 [rpm]	ISO 9906:2012 - Grade 3B

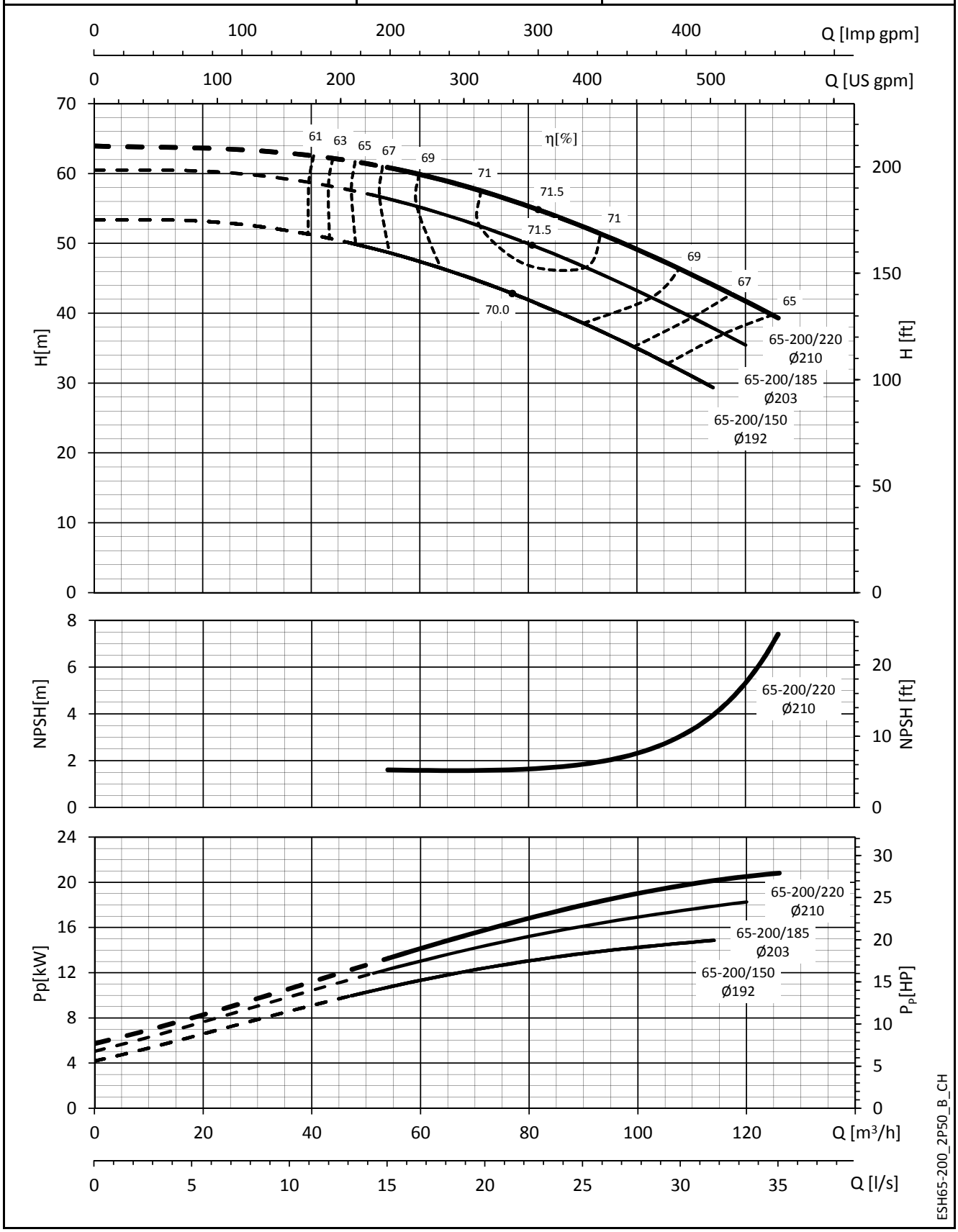

The NPSH values are laboratory values; for practical use we suggest increasing these values by 0,5 m.
These performances are valid for liquids with density ρ = 1,0 Kg/dm³ and kinematic viscosity ν = 1 mm²/sec.

ESH SERIES
OPERATING CHARACTERISTICS AT 50 Hz, 2 POLES

ESH 65-250	~ 2900 [rpm]	ISO 9906:2012 - Grade 3B

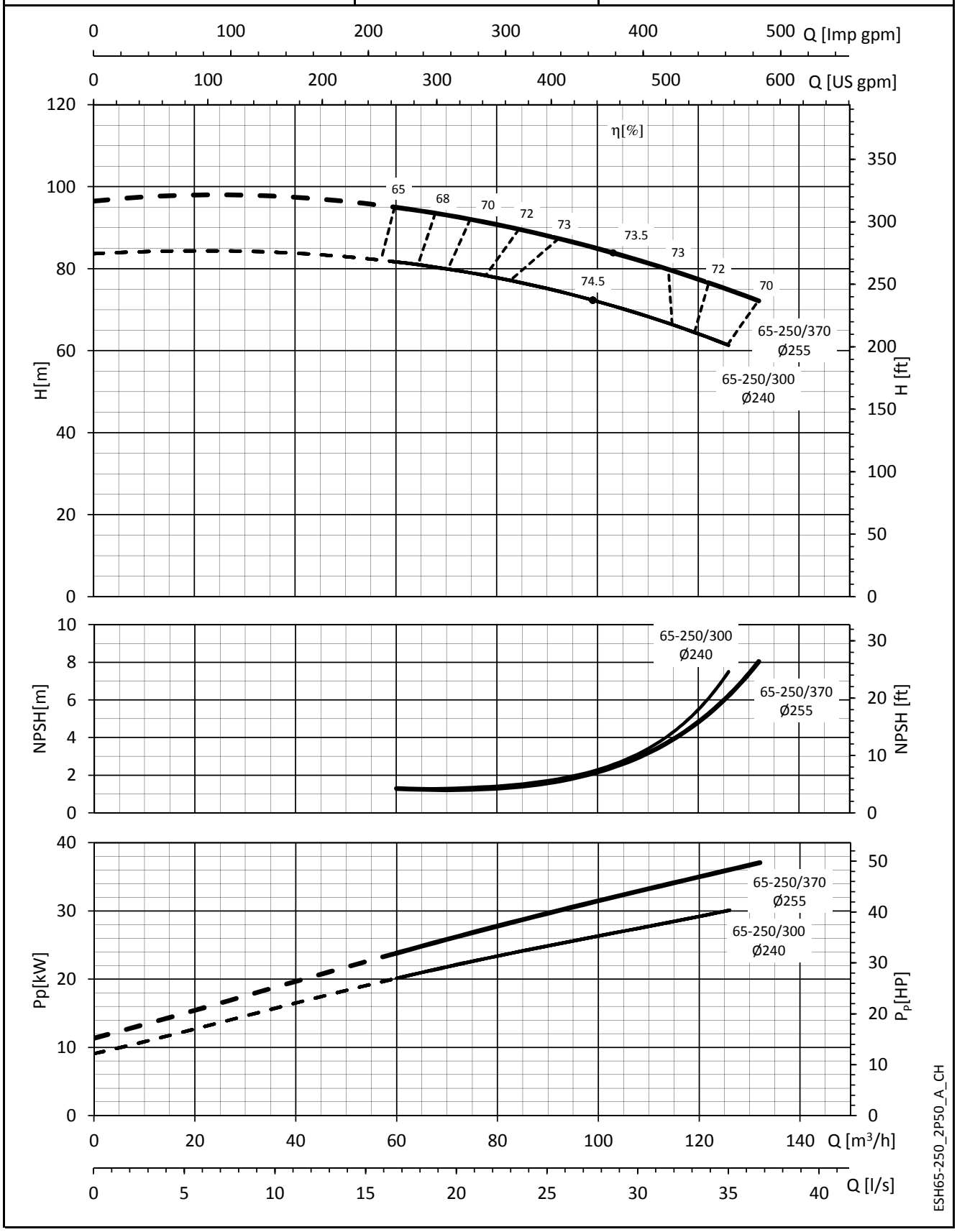

The NPSH values are laboratory values; for practical use we suggest increasing these values by 0,5 m.
These performances are valid for liquids with density ρ = 1,0 Kg/dm³ and kinematic viscosity ν = 1 mm²/sec.

ESH SERIES
OPERATING CHARACTERISTICS AT 50 Hz, 2 POLES

ESH 80-160	~ 2900 [rpm]	ISO 9906:2012 - Grade 3B

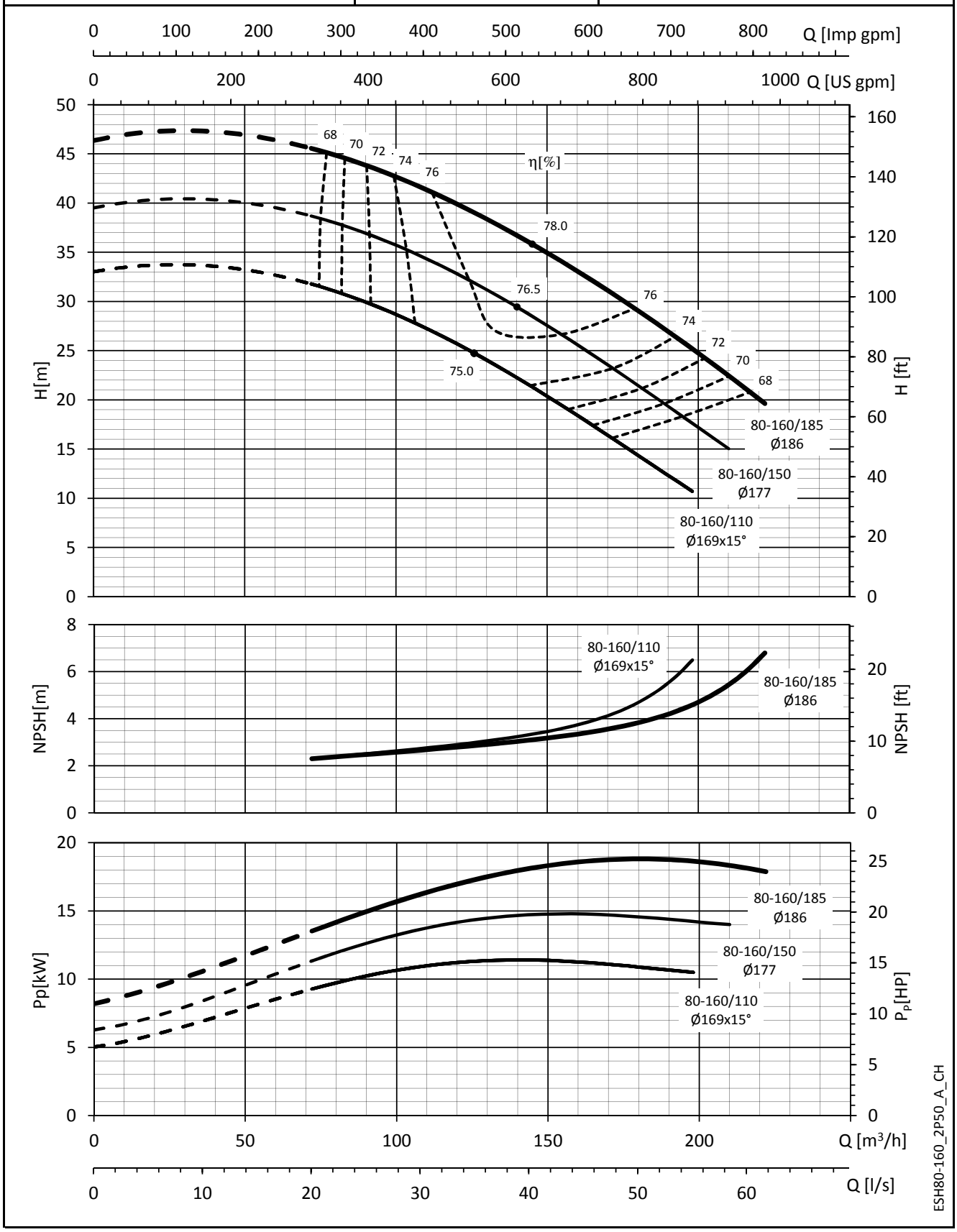

The NPSH values are laboratory values; for practical use we suggest increasing these values by 0,5 m.
These performances are valid for liquids with density ρ = 1,0 Kg/dm³ and kinematic viscosity ν = 1 mm²/sec.

ESH SERIES
OPERATING CHARACTERISTICS AT 50 Hz, 2 POLES

ESH 80-200	~ 2900 [rpm]	ISO 9906:2012 - Grade 3B

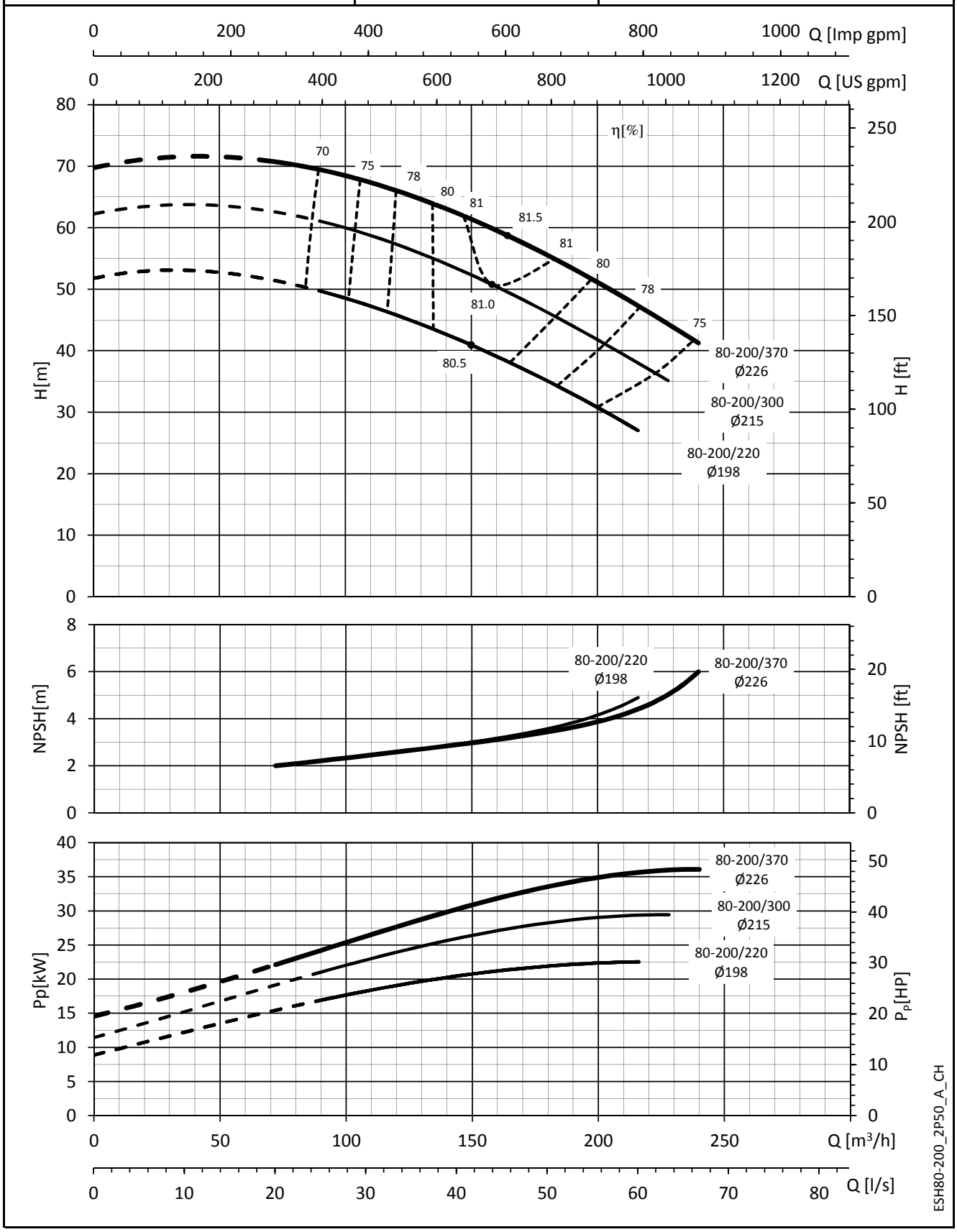

The NPSH values are laboratory values; for practical use we suggest increasing these values by 0,5 m.
These performances are valid for liquids with density ρ = 1,0 Kg/dm³ and kinematic viscosity ν = 1 mm²/sec.

ESH SERIES
OPERATING CHARACTERISTICS AT 50 Hz, 2 POLES

ESH 80-250	~ 2900 [rpm]	ISO 9906:2012 - Grade 3B

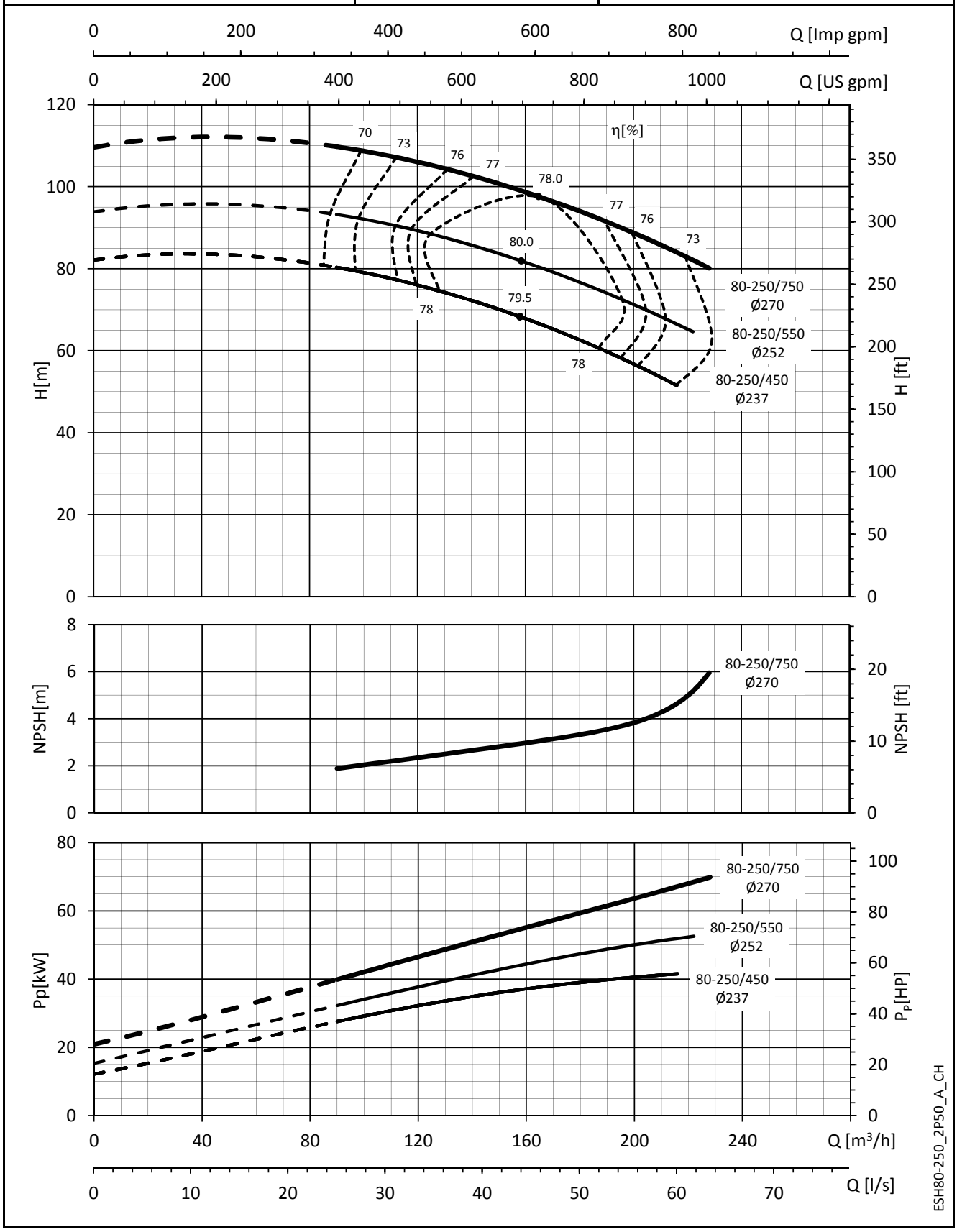

The NPSH values are laboratory values; for practical use we suggest increasing these values by 0,5 m.
These performances are valid for liquids with density ρ = 1,0 Kg/dm³ and kinematic viscosity ν = 1 mm²/sec.