50 Hz

e-LNE Series

SINGLE IN-LINE ELECTRIC PUMPS

ErP 2009/125/EC

LOWARA
a xylem brand

Cod. 191007431 Rev. G Ed.05/2017

e-LNE SERIES
HYDRAULIC PERFORMANCE RANGE AT 50 Hz, 2 POLES

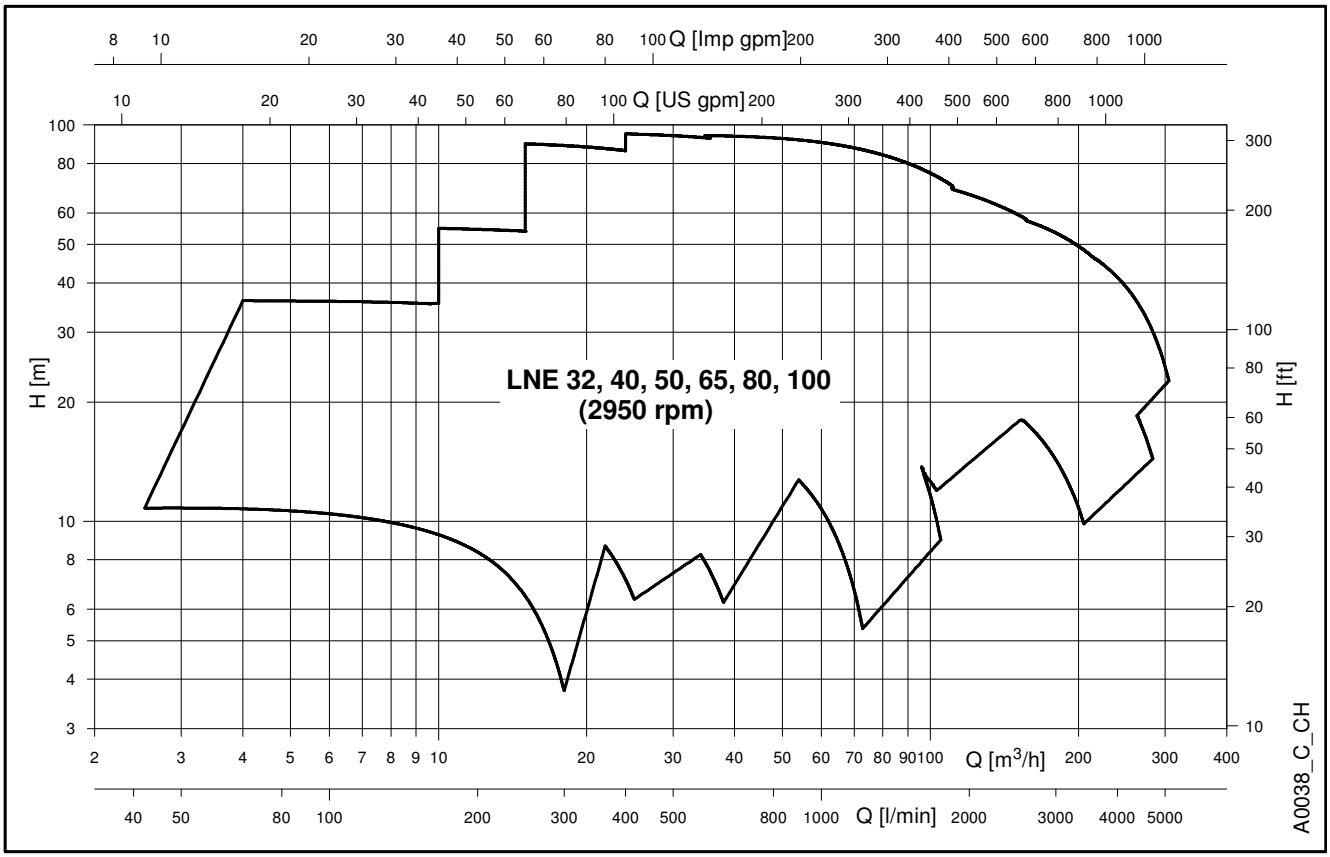

HYDRAULIC PERFORMANCE RANGE AT 50 Hz, 4 POLES

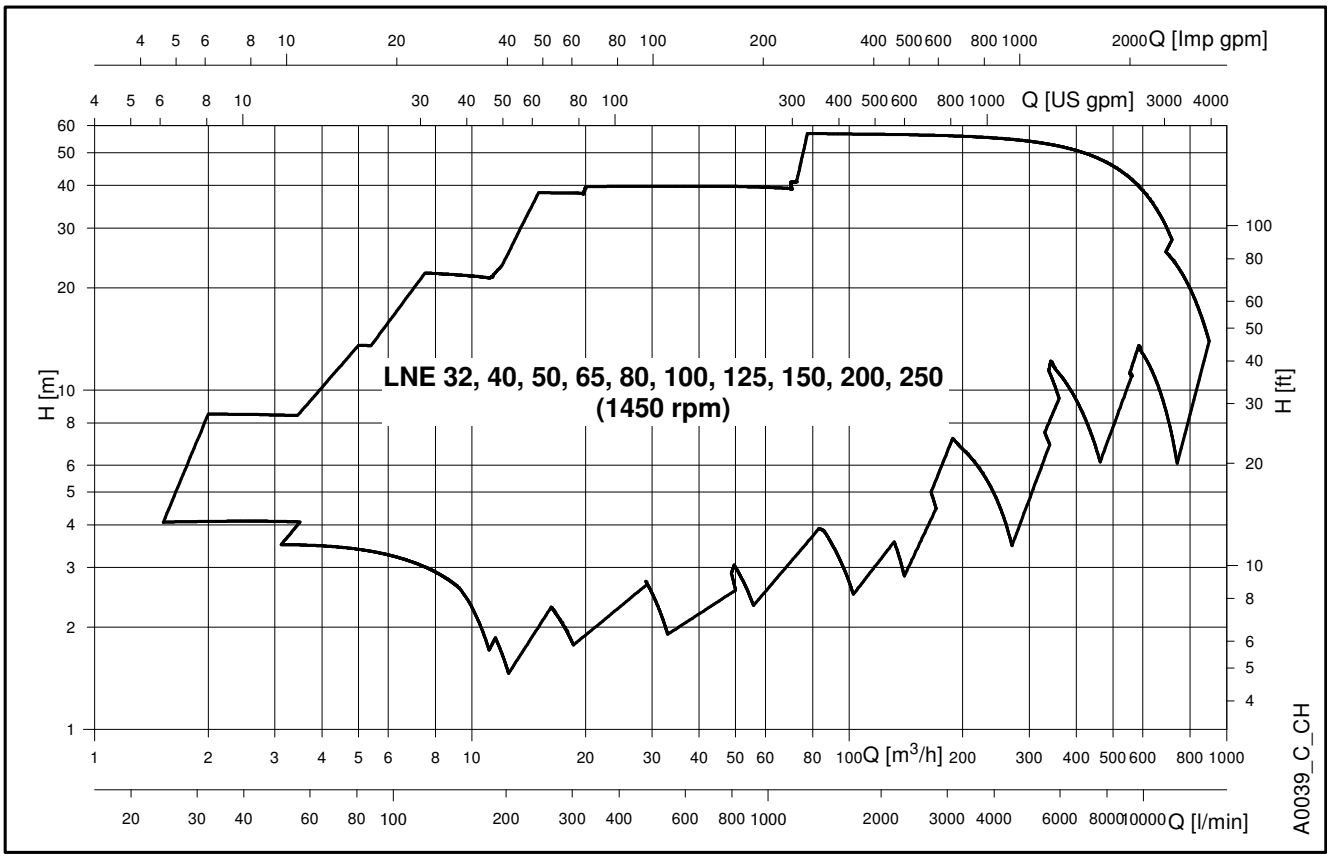

e-LNE SERIES
IDENTIFICATION CODE

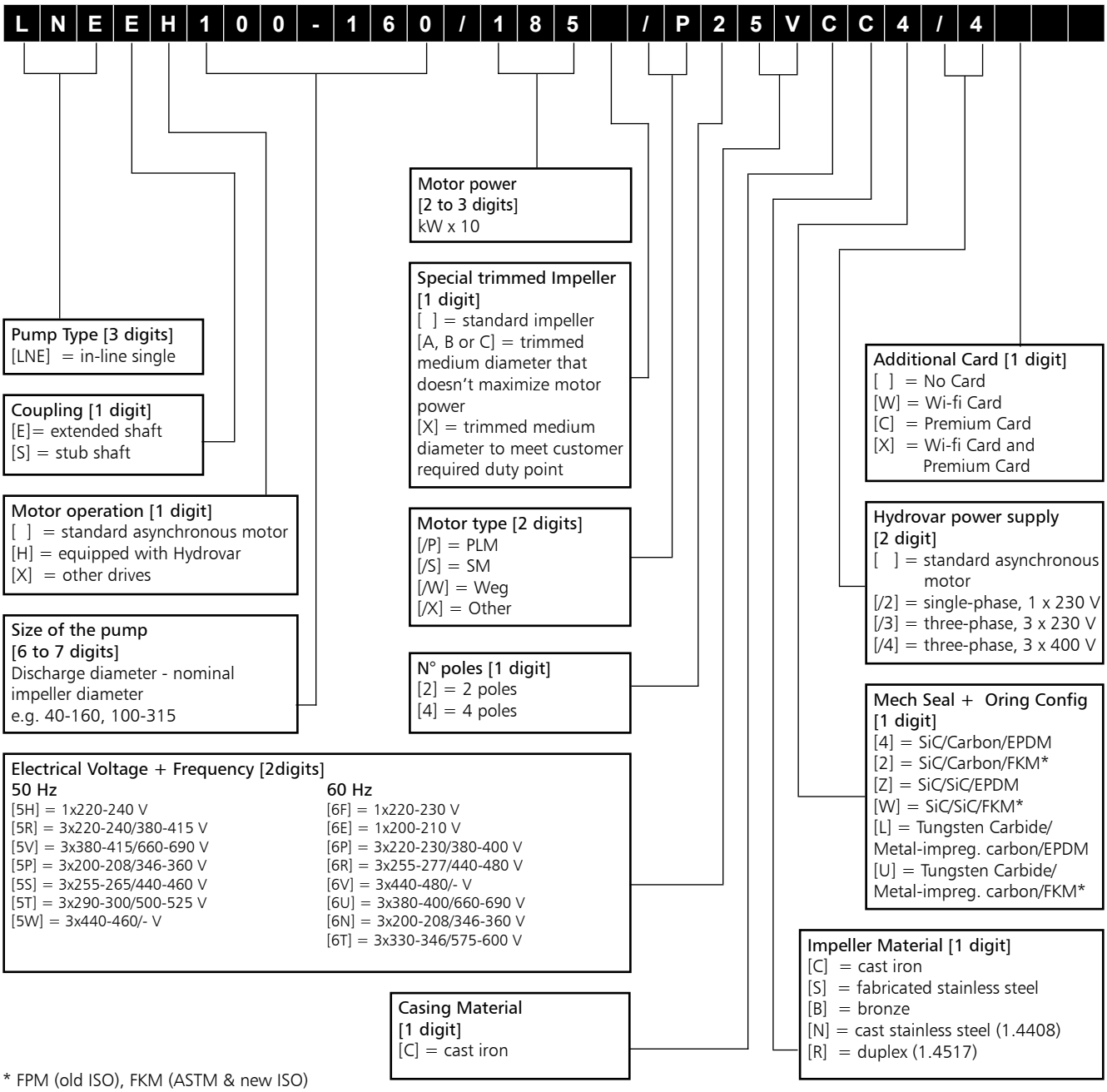

* FPM (old ISO), FKM (ASTM & new ISO)

EXAMPLES

LNES 125-160/22/W45RCC4
In-line single, electric pump stub shaft coupling, DN125 nominal discharge port, 160 mm nominal impeller diameter, 2,2 kW rated motor power, WEG IE3 model, 4 pole, 50 Hz 220-240/380-415 V, cast iron casing, cast iron impeller, Silicon Carbide/Carbon/EPDM mechanical seal.

LNES 150-200/55/W45VCB4
In-line single, electric pump stub shaft coupling, DN150 nominal discharge port, 200 mm nominal impeller diameter, 5,5kW rated motor power, WEG IE3 model, 4 pole, 50 Hz 380-415/660-690 V, cast iron casing, bronze impeller, Silicon Carbide/Carbon/EPDM mechanical seal.

e-LNE SERIES
LIST OF MODELS AT 50 Hz, 2 POLES

SIZE LNE..2	kW	VERSION LNEE	VERSION LNES
32-160/07A(*)	0.75	•	•
32-160/07(*)	0.75	•	•
32-160/11(*)	1.1	•	•
32-160/15(*)	1.5	•	•
32-160/22(*)	2.2	•	•
32-160/30	3	•	•
40-125/11(*)	1.1	•	•
40-125/15(*)	1.5	•	•
40-125/22(*)	2.2	•	•
40-125/30	3	•	•
40-160/22(*)	2.2	•	•
40-160/30	3	•	•
40-160/40	4	•	•
40-160/55	5.5	•	•
40-200/30	3	•	•
40-200/40	4	•	•
40-200/55	5.5	•	•
40-200/75	7.5	•	•
40-250/75	7.5	•	•
40-250/92	9.2	•	-
40-250/110A	11	-	•
40-250/110	11	•	•
40-250/150	15	•	•
50-125/15(*)	1.5	•	•
50-125/22(*)	2.2	•	•
50-125/30	3	•	•
50-125/40	4	•	•
50-160/30	3	•	•
50-160/40	4	•	•
50-160/55	5.5	•	•
50-160/75	7.5	•	•
50-200/55	5.5	•	•
50-200/75	7.5	•	•
50-200/92	9.2	•	-
50-200/110A	11	-	•
50-200/110	11	•	•
50-250/92	9.2	•	-
50-250/110A	11	-	•
50-250/110	11	•	•
50-250/150	15	•	•
50-250/185	18.5	•	•
50-250/220	22	•	•
65-125/30	3	•	•
65-125/40	4	•	•
65-125/55	5.5	•	•
65-125/75	7.5	•	•

• = Available

LNE_models-2p50-en_c_sc

SIZE LNE..2	kW	VERSION LNEE	VERSION LNES
65-160/55	5.5	•	•
65-160/75	7.5	•	•
65-160/92	9.2	•	-
65-160/110A	11	-	•
65-160/110	11	•	•
65-200/92	9.2	•	-
65-200/110A	11	-	•
65-200/110	11	•	•
65-200/150	15	•	•
65-200/185	18.5	•	•
65-250/150	15	•	•
65-250/185	18.5	•	•
65-250/220	22	•	•
65-250/300	30	-	•
80-125/40	4	•	•
80-125/110	11	•	•
80-160/55	5.5	•	•
80-160/75	7.5	•	•
80-160/92	9.2	•	-
80-160/110A	11	-	•
80-160/110	11	•	•
80-160/150	15	•	•
80-160/185	18.5	•	•
80-200/110	11	-	•
80-200/150	15	-	•
80-200/185	18.5	-	•
80-200/220	22	-	•
80-200/300	30	-	•
80-250/220	22	-	•
80-250/300	30	-	•
80-250/370	37	-	•
100-160/110	11	•	•
100-160/150	15	•	•
100-160/185	18.5	•	•
100-160/220	22	•	•
100-200/220	22	-	•
100-200/300	30	-	•
100-200/370	37	-	•
100-250/370	37	-	•

(*) Models available also in single-phase version.

LEGEND

LNEE : Extended shaft (single version).
LNES : Stub shaft (single version).

e-LNE 32, 40, 50 SERIES
HYDRAULIC PERFORMANCE TABLE AT 50 Hz, 2 POLES

PUMP TYPE	P_N kW	Ø Impeller (mm) STD (1)	B (1)	○ ● (2)	ηp % (3)	Q = DELIVERY l/s 0	0,8	1,4	1,9	2,5	3,1	3,6	4,2	4,7	5,3	5,8	6,4	7,5
						m^3/h 0	3	5	7	9	11	13	15	17	19	21	23	27
						H = TOTAL HEAD METRES COLUMN OF WATER												
32-160/07A*	0,75	92	-	○	53,8	10,4	10,8	10,6	10,2	9,6	8,8	7,8	6,5	4,7				
32-160/07*	0,75	104	-	○	55,2	12,8	13,1	13,0	12,6	12,0	11,2	10,1	8,7	7,0				
32-160/11*	1,1	115	-	○	57,9	16,3		17,0	16,8	16,4	15,7	14,8	13,7	12,3	10,7			
32-160/15*	1,5	126	-	○	60,2	21,1		21,5	21,3	21,0	20,4	19,6	18,6	17,3	15,9	14,2		
32-160/22*	2,2	138	-	○	63,5	26,1		27,0	27,1	26,9	26,5	25,8	24,9	23,8	22,6	21,2	19,6	
32-160/30	3	156	-	●	65,5	35,9		36,0	35,8	35,5	35,1	34,5	33,8	32,9	31,7	30,4	28,9	25,0

PUMP TYPE	P_N kW	Ø Impeller (mm) STD (1)	B (1)	○ ● (2)	ηp % (3)	Q = DELIVERY l/s 0	1,7	2,8	3,9	5,0	6,1	7,2	8,3	9,4	10,6	11,7	12,8	13,3
						m^3/h 0	6	10	14	18	22	26	30	34	38	42	46	48
						H = TOTAL HEAD METRES COLUMN OF WATER												
40-125/11*	1,1	113	-	○	57,0	14,1		13,9	12,7	10,9	8,5							
40-125/15*	1,5	123	-	○	59,9	17,7		17,7	16,7	15,1	12,9	10,2						
40-125/22*	2,2	133	-	○	62,3	22,3		22,6	22,1	21,0	19,2	16,9	14,0	10,4				
40-125/30	3	145	-	●	66,8	27,5			27,8	26,9	25,6	23,6	21,1	17,9	14,0			
40-160/22*	2,2	137	-	○	60,0	23,1		23,3	22,7	21,6	19,9	17,6						
40-160/30	3	150	-	○	63,0	28,4		29,0	28,7	27,6	26,0	23,9	21,4	18,4				
40-160/40	4	160,5	-	○	63,6	33,7		34,4	34,2	33,3	31,8	29,8	27,4	24,8	21,6			
40-160/55	5,5	171	-	●	65,9	39,6			40,3	39,4	38,2	36,4	34,3	31,7	28,5	24,8	20,5	18,1
40-200/30	3	158	-	○	53,2	31,6		30,9	30,0	28,2	25,5							
40-200/40	4	171	-	○	54,0	37,6		36,5	35,7	34,2	31,9	28,6						
40-200/55	5,5	186	-	○	54,9	45,5		44,0	43,2	42,0	40,2	37,5	33,8					
40-200/75	7,5	205	-	●	55,3	56,6		54,9	54,2	53,2	51,8	49,8	47,0	43,3				
40-250/75	7,5	214	-	○	52,2	59,1			57,4	56,2	54,6	52,1						
40-250/92	9,2	226,5	-	○	52,8	67,4			65,6	64,4	62,8	60,8	58,1					
40-250/110A	11	226,5	-	○	52,8	67,4			65,6	64,4	62,8	60,8	58,1					
40-250/110	11	239	-	○	53,0	75,3			74,1	72,8	71,1	68,8	66,0					
40-250/150	15	259	-	●	53,8	91,5				88,8	87,2	85,0	82,1	78,7	74,8			

PUMP TYPE	P_N kW	Ø Impeller (mm) STD (1)	B (1)	○ ● (2)	ηp % (3)	Q = DELIVERY l/s 0	2,8	4,2	5,6	6,9	8,3	9,7	11,1	12,5	13,9	15,3	16,7	18,9
						m^3/h 0	10	15	20	25	30	35	40	45	50	55	60	68
						H = TOTAL HEAD METRES COLUMN OF WATER												
50-125/15*	1,5	105	-	○	59,8	14,4	14,3	13,8	13,0	11,7	10,0	7,8						
50-125/22*	2,2	118	-	○	64,6	18,9		18,0	17,4	16,4	15,0	13,1	10,7					
50-125/30	3	130	-	○	67,3	23,2		22,3	21,9	21,1	20,0	18,6	16,6	14,1	11,1			
50-125/40	4	135	-	●	70,4	26,6		25,6	25,3	24,8	24,1	23,2	21,8	20,1	17,9	15,3		
50-160/30	3	127	-	○	66,0	21,8	21,9	21,8	21,4	20,6	19,5	18,1	16,4					
50-160/40	4	139	-	○	68,1	26,8		26,7	26,5	25,9	25,1	23,9	22,5	20,7	18,4			
50-160/55	5,5	154	-	○	69,5	33,1		32,9	32,9	32,6	32,0	31,1	29,9	28,2	26,3	24,1		
50-160/75	7,5	165	-	●	70,5	39,9		39,9	39,9	39,6	39,1	38,3	37,2	35,9	34,2	32,4	30,2	
50-200/55	5,5	165	-	○	58,7	34,9		34,8	34,1	33,3	32,2	30,4	27,8	24,3				
50-200/75	7,5	179	-	○	59,0	42,6		42,8	42,1	41,1	39,9	38,4	36,3	33,5	29,7			
50-200/92	9,2	189	-	○	60,7	48,7			48,2	47,3	46,1	44,6	42,8	40,4	37,2	32,9		
50-200/110A	11	189	-	○	60,7	48,7			48,2	47,3	46,1	44,6	42,8	40,4	37,2	32,9		
50-200/110	11	199	-	●	62,3	55,0			54,7	54,1	53,1	51,7	49,9	47,4	44,3	40,5	35,9	
50-250/92	9,2	199	-	○	60,4	54,6			53,8	52,7	51,4	49,8	47,9	45,6				
50-250/110A	11	199	-	○	60,4	54,6			53,8	52,7	51,4	49,8	47,9	45,6				
50-250/110	11	210	-	○	60,6	60,6			58,8	57,8	56,6	55,2	53,6	51,6				
50-250/150	15	228	-	○	61,7	73,4				71,6	70,3	68,8	67,0	65,0	62,6	59,8		
50-250/185	18,5	243	-	○	62,4	84,0				83,1	81,9	80,4	78,6	76,5	74,0	71,2	68,1	
50-250/220	22	257,5	-	●	63,9	95,6				94,9	94,0	92,8	91,2	89,2	86,9	84,1	81,1	

Hydraulic performances in compliance with ISO 9906:2012 - Grade 3B (ex ISO 9906:1999 - Annex A) LNE-32-40-50_2p50-en_a_th

(1) **STD** = Cast iron/Stainless steel - **B** = Bronze (2) ● = Full impeller diameter - **O** = Trimmed impeller diameter (3) Hydraulic efficiency of pump.

*Available also in single-phase version.

e-LNE 65, 80, 100 SERIES
HYDRAULIC PERFORMANCE TABLE AT 50 Hz, 2 POLES

PUMP TYPE	P_N kW	Ø Impeller (mm) STD (1)	B (1)	○ ● (2)	ηp % (3)	Q = DELIVERY l/s 0	5,0	7,5	10,0	12,5	15,0	17,5	20,0	22,5	25,0	27,5	30,0	32,2
						m3/h 0	18	27	36	45	54	63	72	81	90	99	108	116
						H = TOTAL HEAD METRES COLUMN OF WATER												
65-125/30	3	118	-	○	53,1	17,2		15,7	14,6	12,8								
65-125/40	4	130	-	○	59,8	21,9		20,2	19,2	17,8	15,8							
65-125/55	5,5	144	-	○	73,3	27,5		26,0	25,3	24,3	22,7	20,5	17,6					
65-125/75	7,5	148	-	●	73,7	31,0		29,0	28,4	27,6	26,5	24,8	22,6	19,7				
65-160/55	5,5	144	-	○	61,0	26,6		24,7	23,8	22,7	21,0	18,7	15,7	12,1				
65-160/75	7,5	159	-	○	71,2	33,4		31,6	31,0	29,9	28,5	26,6	24,1	21,1	17,6			
65-160/92	9,2	170	-	○	71,9	38,7		37,1	36,5	35,7	34,4	32,8	30,6	27,8	24,5	20,7	16,3	
65-160/110A	11	170	-	○	71,9	38,7		37,1	36,5	35,7	34,4	32,8	30,6	27,8	24,5	20,7	16,3	
65-160/110	11	176	-	●	72,5	43,0		40,9	40,2	39,4	38,2	36,8	34,8	32,4	29,5	26,1	22,0	18,0
65-200/92	9,2	168	-	○	69,4	36,9		37,3	36,8	35,8	34,4	32,7	30,4					
65-200/110A	11	168	-	○	69,4	36,9		37,3	36,8	35,8	34,4	32,7	30,4					
65-200/110	11	179	-	○	69,5	42,5		43,2	42,5	41,4	39,9	38,1	35,7					
65-200/150	15	197	-	○	69,6	53,8		54,4	53,8	52,5	50,8	48,6	46,2	43,6	40,8			
65-200/185	18,5	209	-	●	70,0	62,5		62,4	61,8	60,7	59,1	57,1	54,8	52,3	49,6	46,4		
65-250/150	15	208	-	○	69,7	59,0		59,2	58,2	56,6	54,3	51,7	48,7					
65-250/185	18,5	220	-	○	70,2	67,2		67,5	66,6	65,0	62,9	60,2	57,3	54,0				
65-250/220	22	232	-	○	70,5	75,1			74,5	72,9	70,7	68,0	64,9	61,4	57,6			
65-250/300	30	256	-	●	71,4	92,4			93,6	92,7	91,3	89,5	87,1	84,1	80,6	76,5	71,8	

PUMP TYPE	P_N kW	Ø Impeller (mm) STD (1)	B (1)	○ ● (2)	ηp % (3)	Q = DELIVERY l/s 0	5,6	10,0	14,4	18,9	23,3	27,8	32,2	36,7	41,1	45,6	50,0	53,6
						m^3/h 0	20	36	52	68	84	100	116	132	148	164	180	193
						H = TOTAL HEAD METRES COLUMN OF WATER												
80-125/40	4	117,8	-	○	74,4	17,9		17,4	16,2	14,4	12,1							
80-125/110	11	148	144	●	79,1	31,1		31,0	30,1	28,8	27,0	24,8	22,2					
80-160/55	5,5	130,7	-	○	72,4	22,9		21,5	20,3	18,3	15,7	12,6						
80-160/75	7,5	145	144	○	74,9	28,3		27,3	25,9	24,0	21,8	19,1	16,0					
80-160/92	9,2	151	152	○	76,6	30,9		30,4	28,9	26,9	24,7	22,2	19,2	15,7				
80-160/110A	11	151	152	○	76,6	30,9		30,4	28,9	26,9	24,7	22,2	19,2	15,7				
80-160/110	11	159	160	○	77,9	34,7		33,7	32,5	30,7	28,4	25,6	22,3	18,7	14,6			
80-160/150	15	175	176	○	78,2	43,4		42,5	41,4	39,9	37,9	35,4	32,4	29,0	25,2	21,1		
80-160/185	18,5	180	180	●	79,7	46,6		45,1	44,1	42,9	41,2	39,1	36,5	33,4	29,9	26,1	22,0	
80-200/110	11	165	162	○	72,9	36,2		35,8	34,1	31,9	29,1	25,4						
80-200/150	15	177	177	○	73,5	43,2		43,2	41,7	39,6	37,1	33,8	29,2					
80-200/185	18,5	189	189	○	74,4	49,6		49,9	48,6	46,7	44,2	40,9	36,8	31,5				
80-200/220	22	199	199	○	74,5	55,0		55,8	54,6	52,7	50,3	47,4	43,6	38,8	32,4			
80-200/300	30	220	218	●	75,2	69,1			68,9	67,5	65,5	62,8	59,4	55,0	49,6	42,8		
80-250/220	22	195	192	○	73,9	51,6		53,5	52,8	51,3	49,0	46,2	42,8	38,8	33,7			
80-250/300	30	215	213	○	74,3	63,6		65,9	65,6	64,3	62,2	59,4	56,1	52,3	48,0	42,9		
80-250/370	37	229	226	●	76,3	73,3		76,1	76,5	75,7	73,8	71,1	67,7	64,0	60,1	55,8	50,8	45,4

PUMP TYPE	P_N kW	Ø Impeller (mm) STD (1)	B (1)	○ ● (2)	ηp % (3)	Q = DELIVERY l/s 0	12,2	18,9	25,6	32,2	38,9	45,6	52,2	58,9	65,6	72,2	78,9	84,7
						m^3/h 0	44	68	92	116	140	164	188	212	236	260	284	305
						H = TOTAL HEAD METRES COLUMN OF WATER												
100-160/110	11	144	144	○	69,6	25,8		24,7	23,2	21,0	18,4	15,8	13,1					
100-160/150	15	158	158	○	74,0	31,8		30,4	29,3	27,8	25,7	23,1	20,0	16,6				
100-160/185	18,5	168	168	○	75,7	36,5		34,7	33,8	32,4	30,5	28,1	25,1	21,6	17,5			
100-160/220	22	177	177	●	80,8	41,6		39,4	38,6	37,6	36,1	33,9	31,0	27,6	23,8	19,7		
100-200/220	22	181	177	○	76,9	45,6		45,1	42,9	40,2	37,3	34,3	31,1	27,1	21,7			
100-200/300	30	195	192	○	77,3	53,7		53,7	52,1	49,9	47,0	43,8	40,5	36,9	32,8	27,6		
100-200/370	37	208	204	●	77,8	61,2		61,5	60,4	58,4	55,6	52,3	48,6	44,6	40,3	35,5	29,4	22,2
100-250/370	37	214	211	●	78,8	65,2		64,8	63,6	61,7	59,0	55,8	52,0	47,8	43,1			

Hydraulic performances in compliance with ISO 9906:2012 - Grade 3B (ex ISO 9906:1999 - Annex A)

LNE-65-80-100_2p50-en_a_th

(1) **STD** = Cast iron/Stainless steel - **B** = Bronze (2) ● = Full impeller diameter - **O** = Trimmed impeller diameter (3) Hydraulic efficiency of pump.

e-LNE SERIES
OPERATING CHARACTERISTICS AT 50 Hz, 2 POLES

LNE 32-160	~ 2900 [rpm]	ISO 9906:2012 - Grade 3B

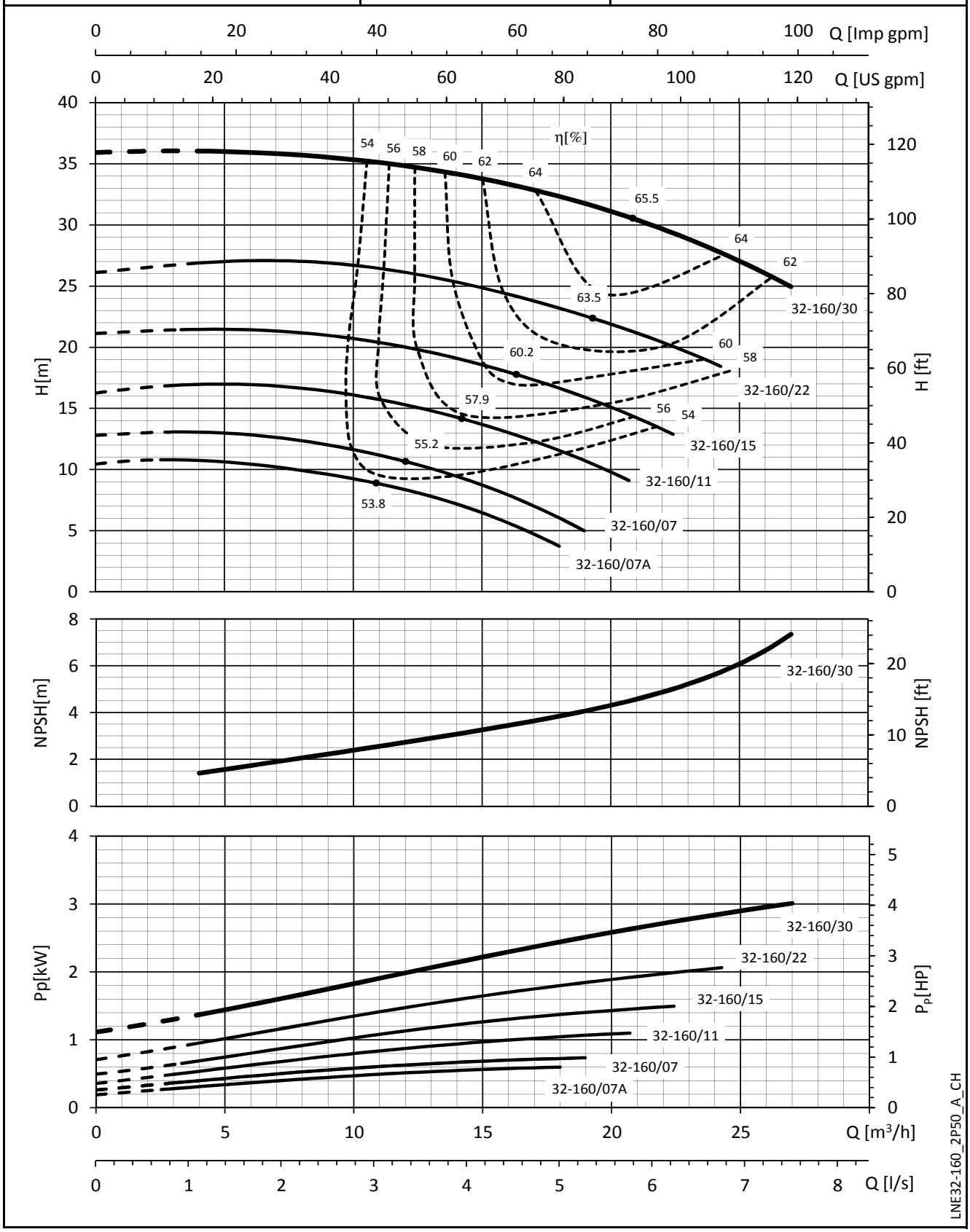

The NPSH values are laboratory values; for practical use we suggest increasing these values by 0,5 m.
These performances are valid for liquids with density ρ = 1,0 Kg/dm³ and kinematic viscosity ν = 1 mm²/sec.

e-LNE SERIES
OPERATING CHARACTERISTICS AT 50 Hz, 2 POLES

LNE 40-125	~ 2900 [rpm]	ISO 9906:2012 - Grade 3B

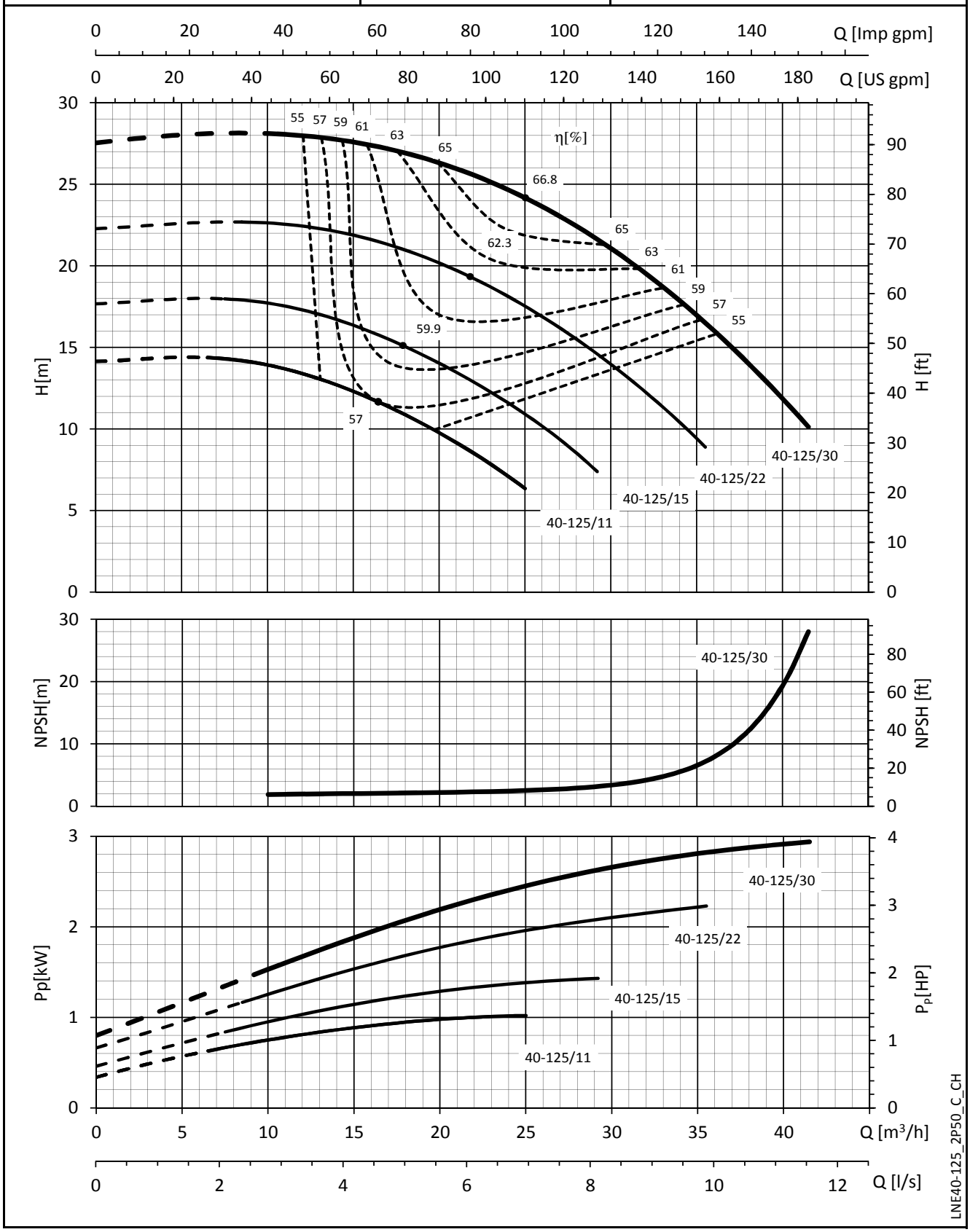

The NPSH values are laboratory values; for practical use we suggest increasing these values by 0,5 m.
These performances are valid for liquids with density ρ = 1,0 Kg/dm³ and kinematic viscosity ν = 1 mm²/sec.

e-LNE SERIES
OPERATING CHARACTERISTICS AT 50 Hz, 2 POLES

LNE 40-160	~ 2900 [rpm]	ISO 9906:2012 - Grade 3B

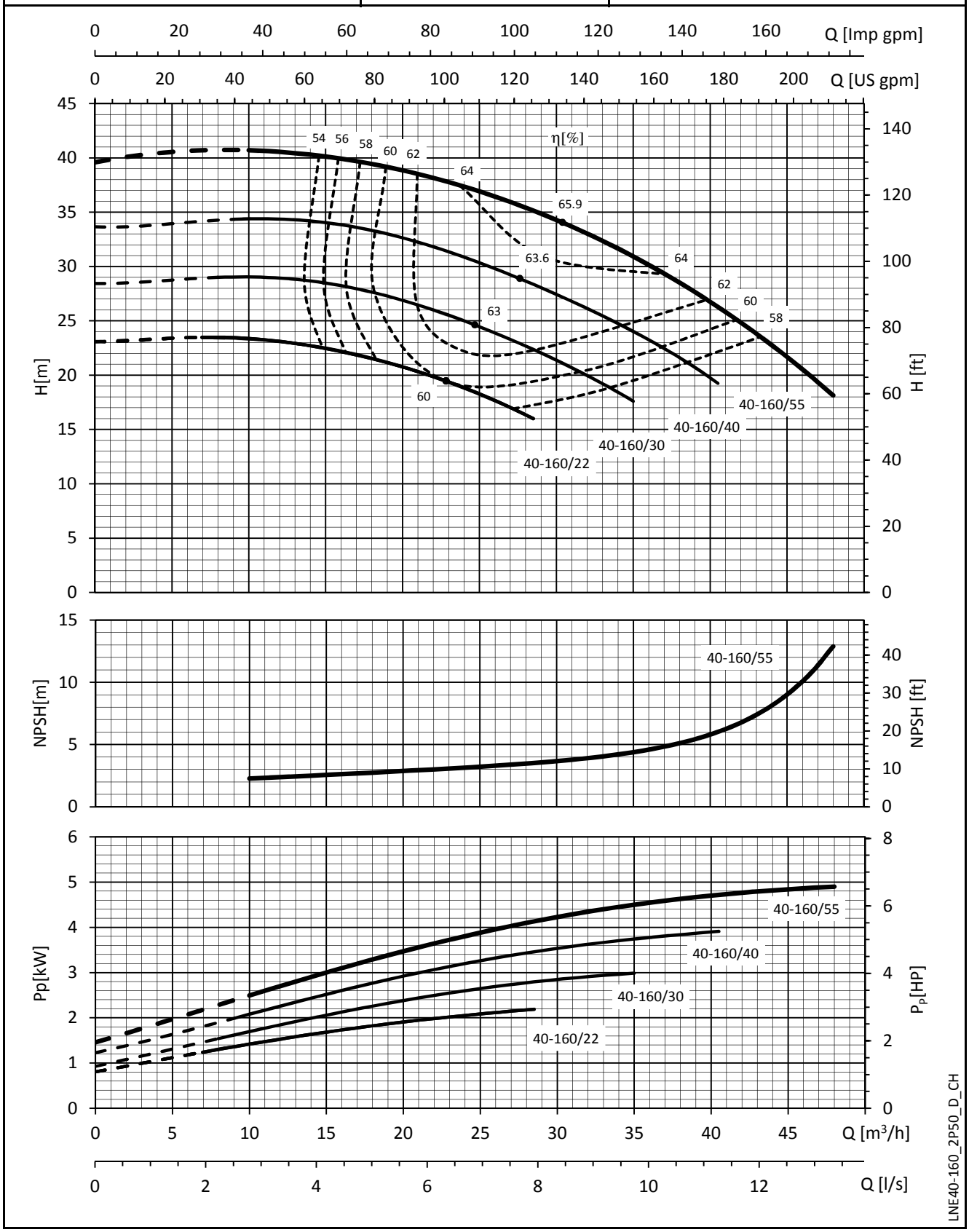

The NPSH values are laboratory values; for practical use we suggest increasing these values by 0,5 m.
These performances are valid for liquids with density ρ = 1,0 Kg/dm³ and kinematic viscosity ν = 1 mm²/sec.

e-LNE SERIES
OPERATING CHARACTERISTICS AT 50 Hz, 2 POLES

LNE 40-200	~ 2900 [rpm]	ISO 9906:2012 - Grade 3B

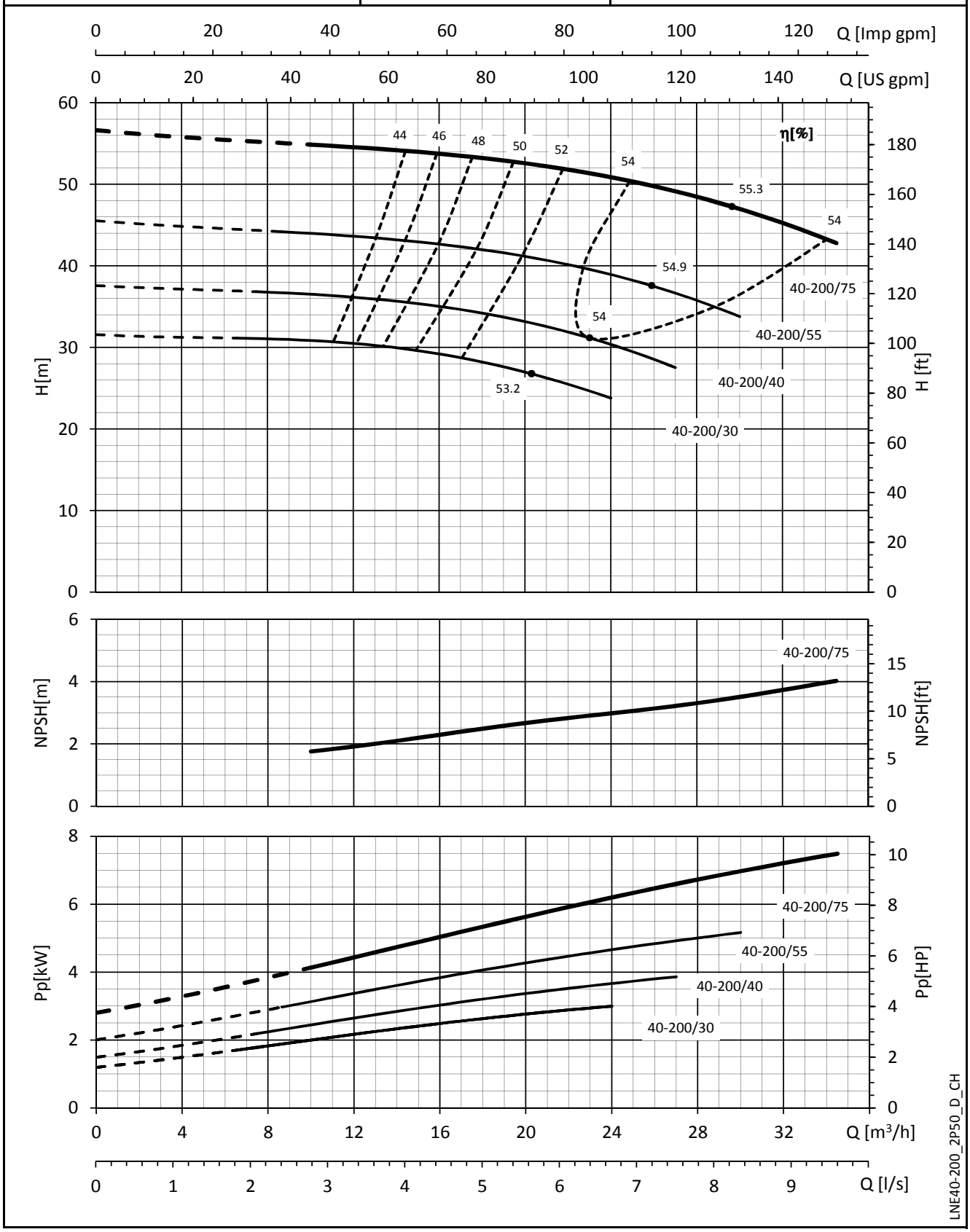

The NPSH values are laboratory values; for practical use we suggest increasing these values by 0,5 m.
These performances are valid for liquids with density ρ = 1,0 Kg/dm³ and kinematic viscosity ν = 1 mm²/sec.

e-LNE SERIES
OPERATING CHARACTERISTICS AT 50 Hz, 2 POLES

LNE 40-250	~ 2900 [rpm]	ISO 9906:2012 - Grade 3B

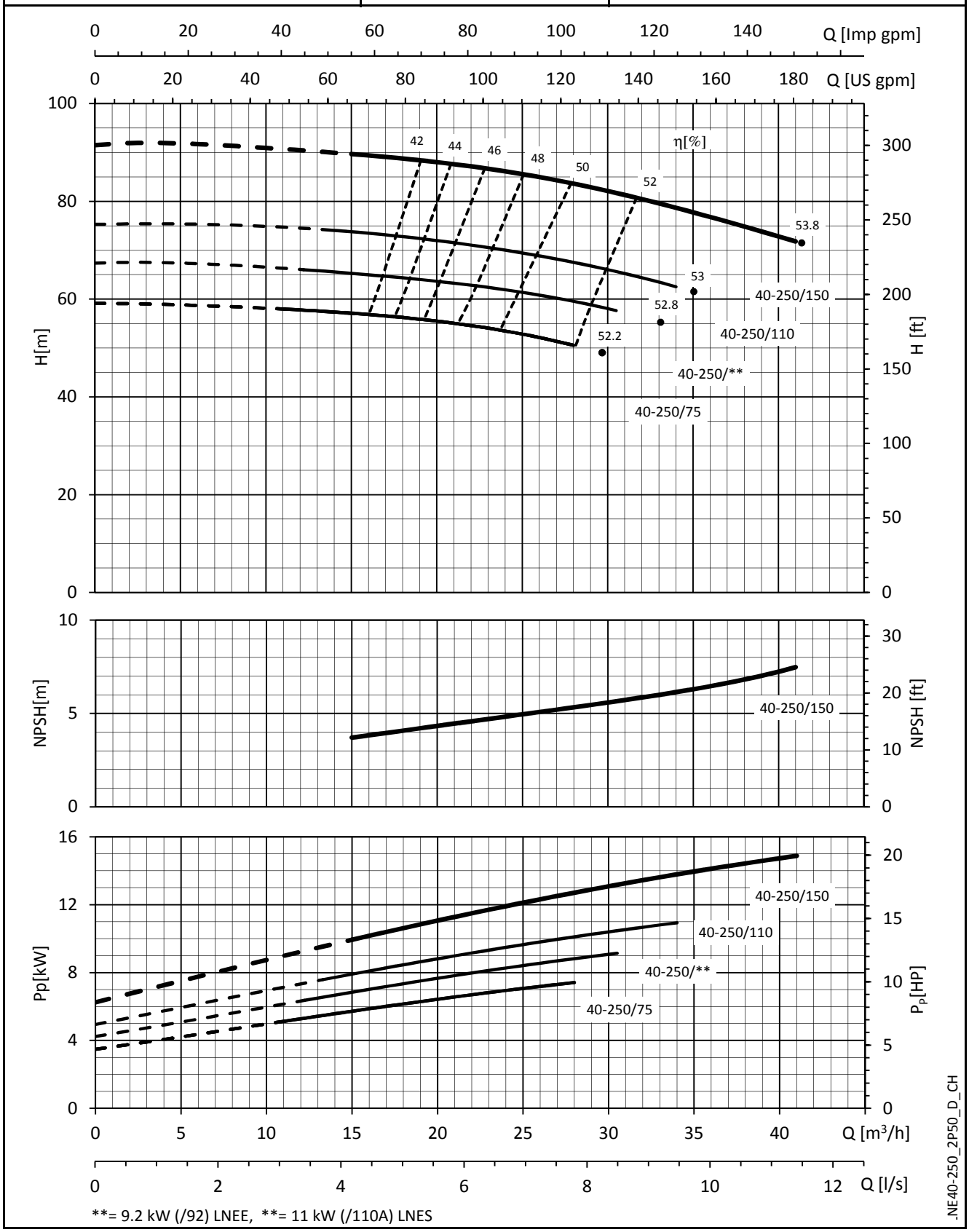

**= 9.2 kW (/92) LNEE, **= 11 kW (/110A) LNES

The NPSH values are laboratory values; for practical use we suggest increasing these values by 0,5 m.
These performances are valid for liquids with density ρ = 1,0 Kg/dm³ and kinematic viscosity ν = 1 mm²/sec.

e-LNE SERIES
OPERATING CHARACTERISTICS AT 50 Hz, 2 POLES

LNE 50-125	~ 2900 [rpm]	ISO 9906:2012 - Grade 3B

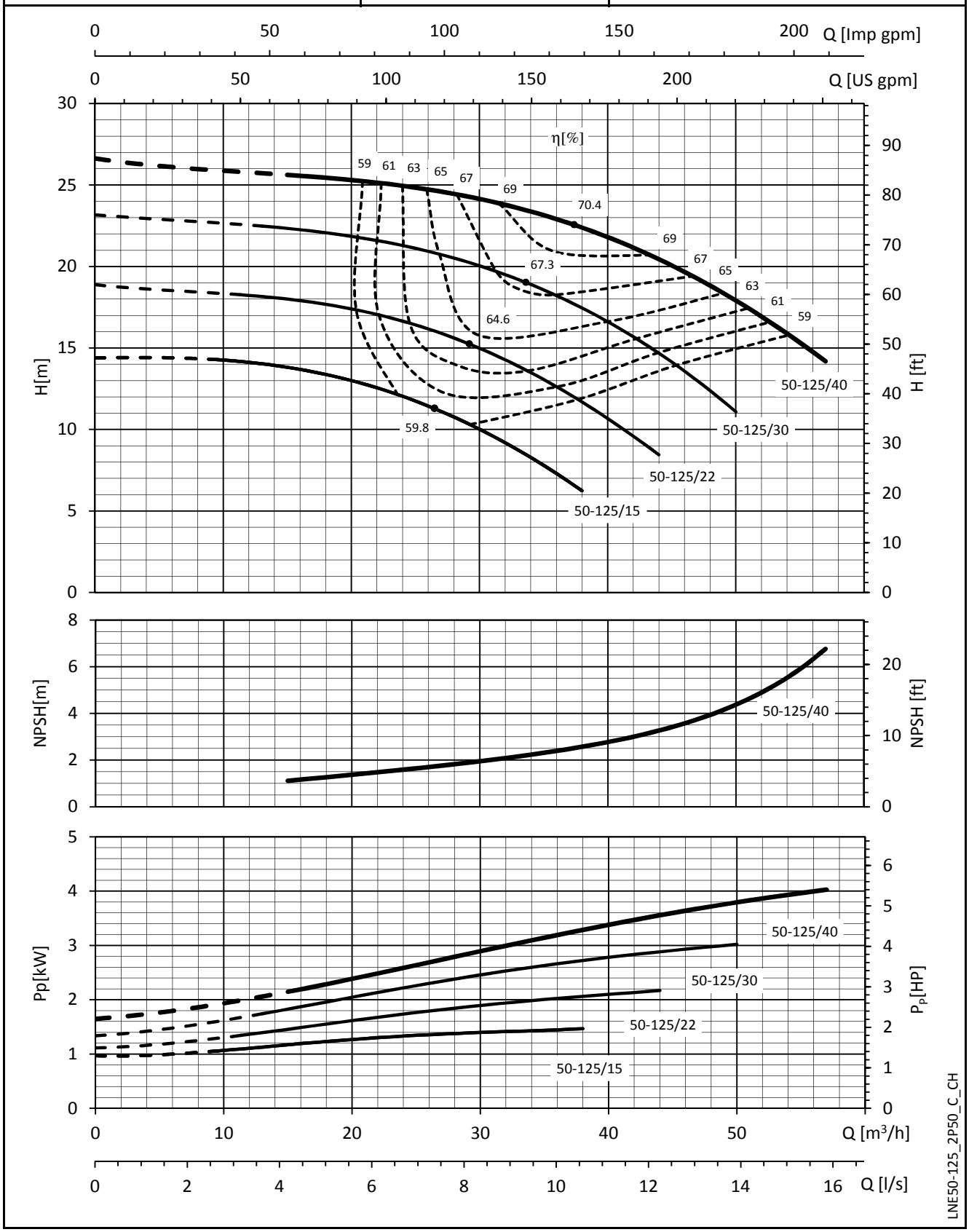

The NPSH values are laboratory values; for practical use we suggest increasing these values by 0,5 m.
These performances are valid for liquids with density ρ = 1,0 Kg/dm³ and kinematic viscosity ν = 1 mm²/sec.

e-LNE SERIES
OPERATING CHARACTERISTICS AT 50 Hz, 2 POLES

LNE 50-160	~ 2900 [rpm]	ISO 9906:2012 - Grade 3B

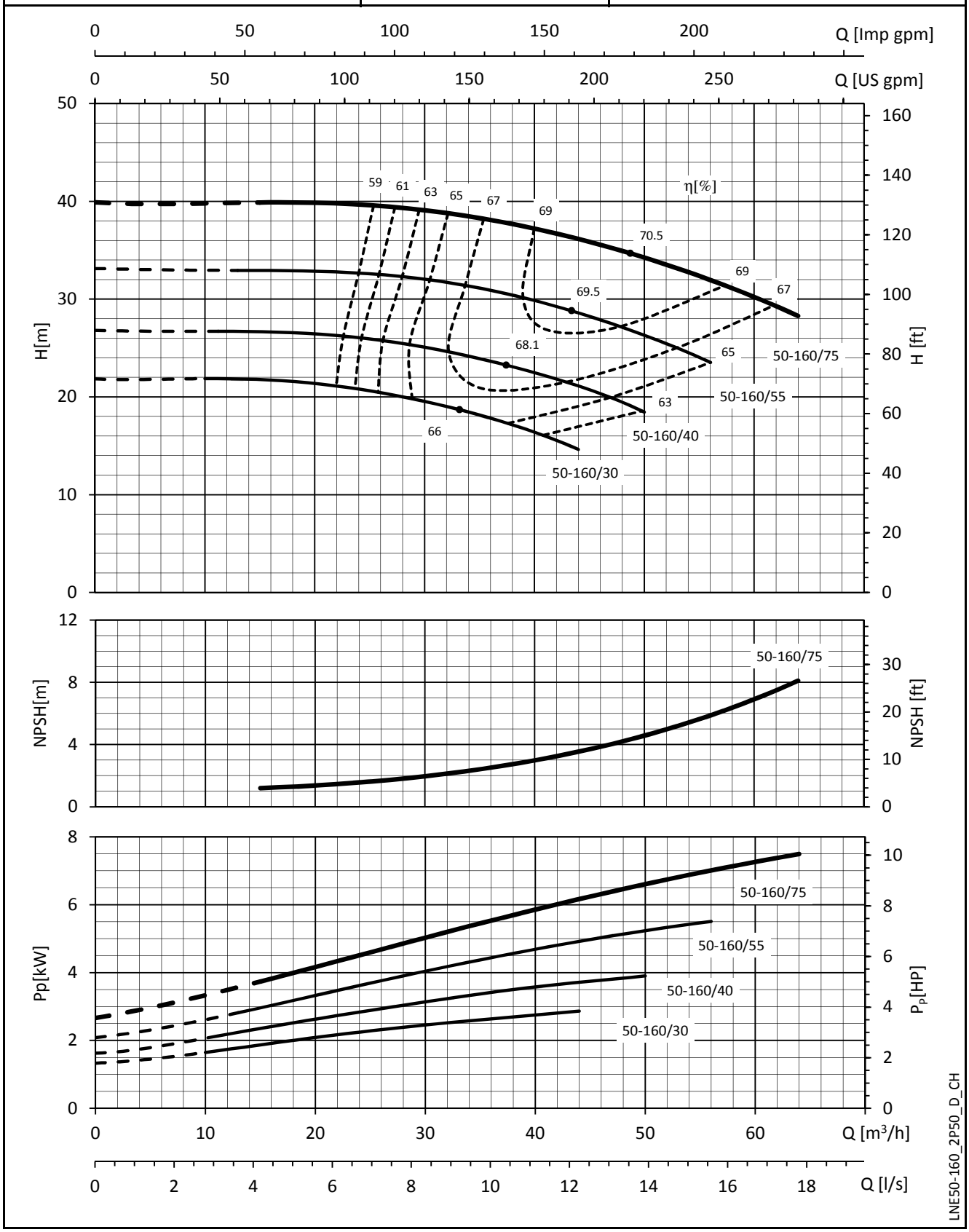

The NPSH values are laboratory values; for practical use we suggest increasing these values by 0,5 m.
These performances are valid for liquids with density ρ = 1,0 Kg/dm³ and kinematic viscosity ν = 1 mm²/sec.

e-LNE SERIES
OPERATING CHARACTERISTICS AT 50 Hz, 2 POLES

LNE 50-200	~ 2900 [rpm]	ISO 9906:2012 - Grade 3B

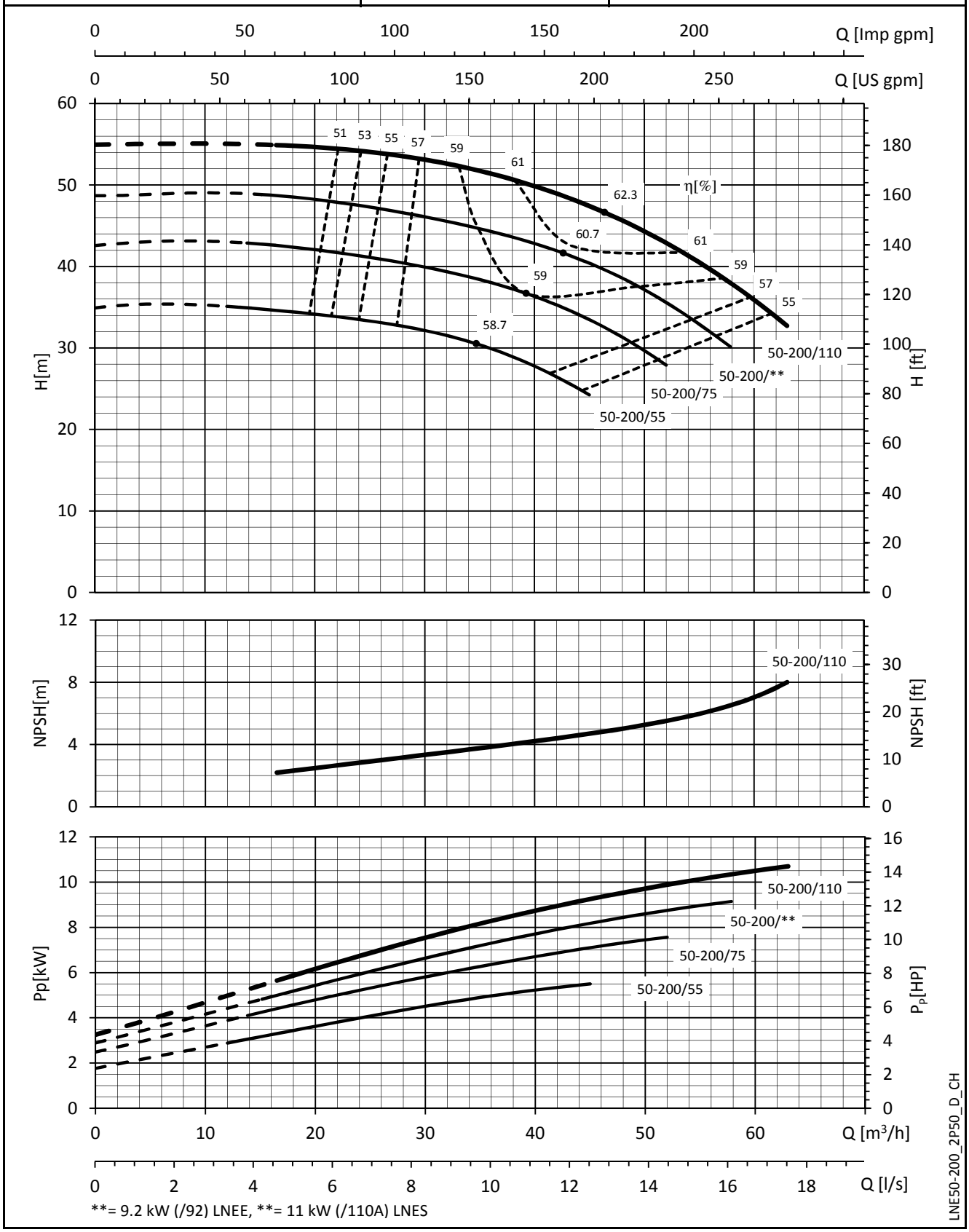

**= 9.2 kW (/92) LNEE, **= 11 kW (/110A) LNES

The NPSH values are laboratory values; for practical use we suggest increasing these values by 0,5 m.
These performances are valid for liquids with density ρ = 1,0 Kg/dm³ and kinematic viscosity ν = 1 mm²/sec.

e-LNE SERIES
OPERATING CHARACTERISTICS AT 50 Hz, 2 POLES

LNE 50-250	~ 2900 [rpm]	ISO 9906:2012 - Grade 3B

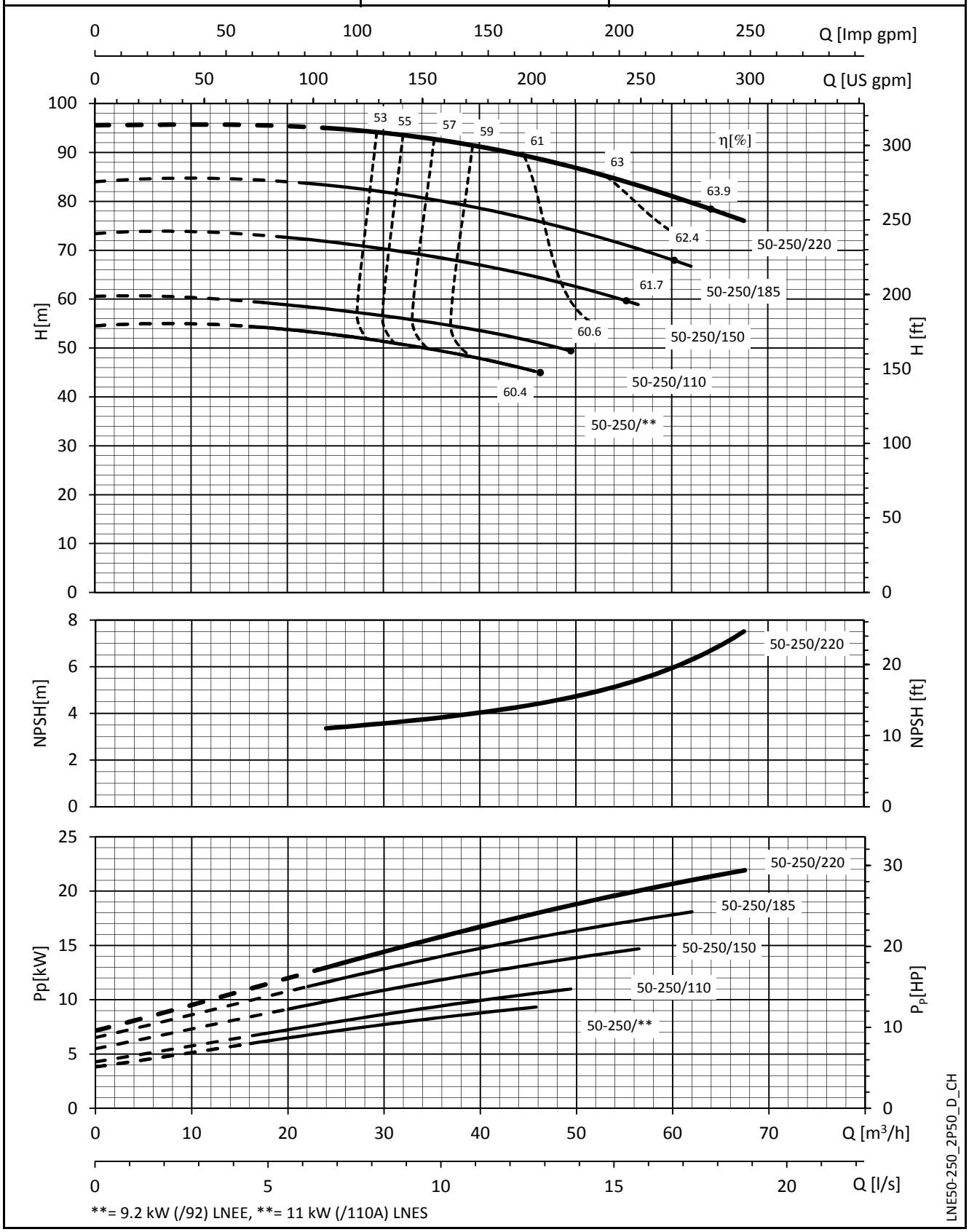

**= 9.2 kW (/92) LNEE, **= 11 kW (/110A) LNES

The NPSH values are laboratory values; for practical use we suggest increasing these values by 0,5 m.
These performances are valid for liquids with density ρ = 1,0 Kg/dm³ and kinematic viscosity ν = 1 mm²/sec.

e-LNE SERIES
OPERATING CHARACTERISTICS AT 50 Hz, 2 POLES

LNE 65-125	~ 2900 [rpm]	ISO 9906:2012 - Grade 3B

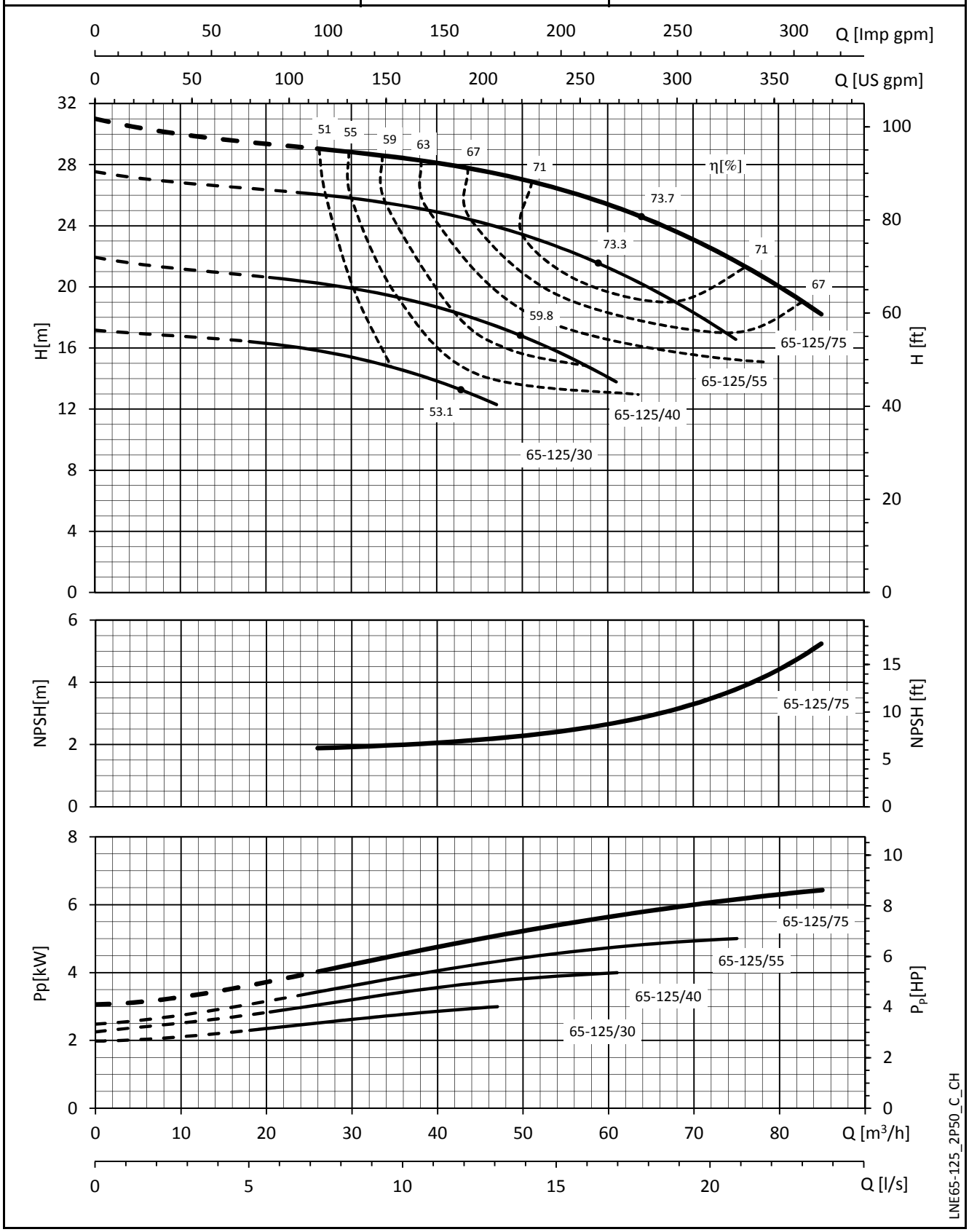

The NPSH values are laboratory values; for practical use we suggest increasing these values by 0,5 m.
These performances are valid for liquids with density ρ = 1,0 Kg/dm³ and kinematic viscosity ν = 1 mm²/sec.

e-LNE SERIES
OPERATING CHARACTERISTICS AT 50 Hz, 2 POLES

LNE 65-160	~ 2900 [rpm]	ISO 9906:2012 - Grade 3B

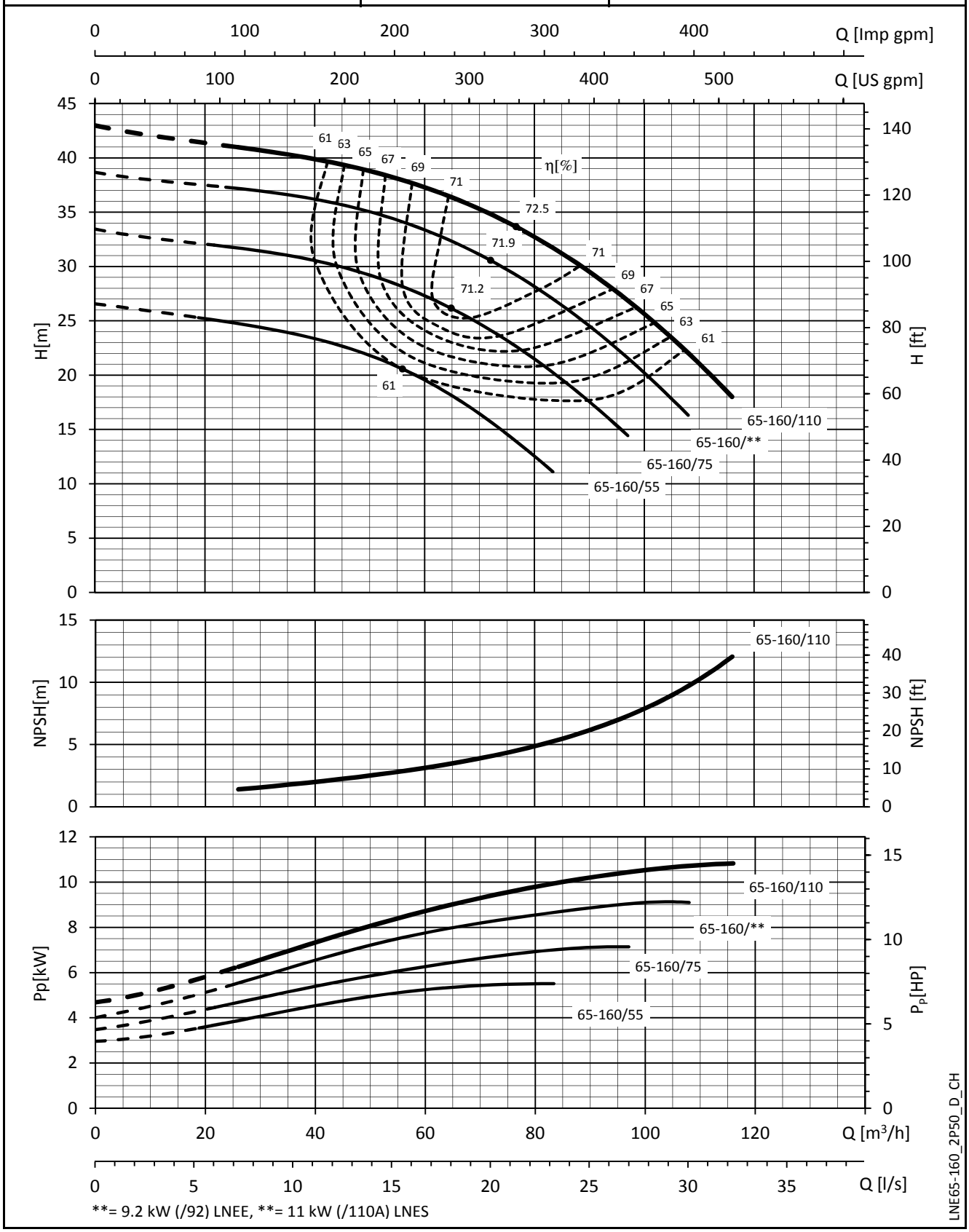

**= 9.2 kW (/92) LNEE, **= 11 kW (/110A) LNES

The NPSH values are laboratory values; for practical use we suggest increasing these values by 0,5 m.
These performances are valid for liquids with density ρ = 1,0 Kg/dm³ and kinematic viscosity ν = 1 mm²/sec.

e-LNE SERIES
OPERATING CHARACTERISTICS AT 50 Hz, 2 POLES

LNE 65-200	~ 2900 [rpm]	ISO 9906:2012 - Grade 3B

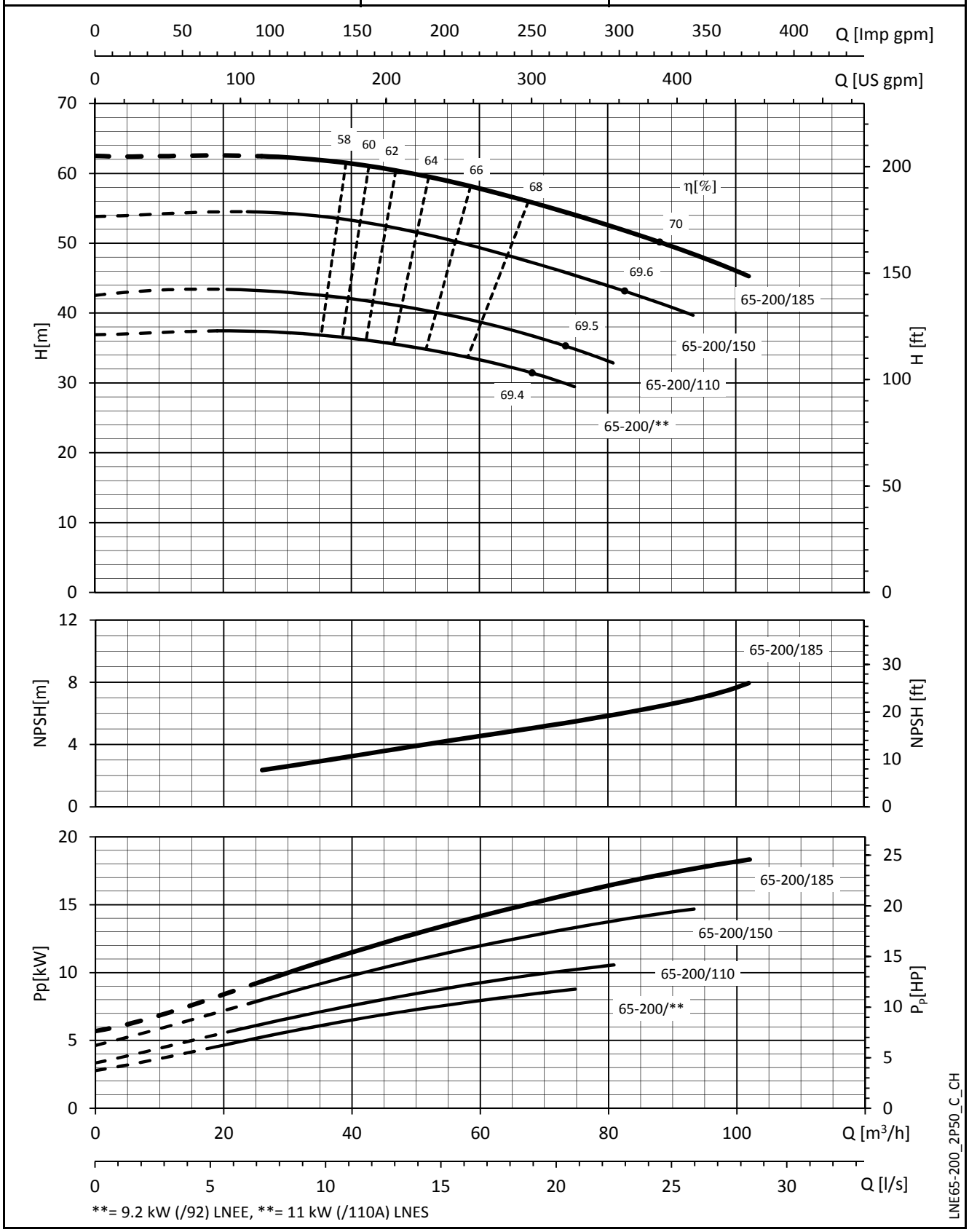

**= 9.2 kW (/92) LNEE, **= 11 kW (/110A) LNES

The NPSH values are laboratory values; for practical use we suggest increasing these values by 0,5 m.
These performances are valid for liquids with density ρ = 1,0 Kg/dm³ and kinematic viscosity ν = 1 mm²/sec.

e-LNE SERIES
OPERATING CHARACTERISTICS AT 50 Hz, 2 POLES

LNE 65-250	~ 2900 [rpm]	ISO 9906:2012 - Grade 3B

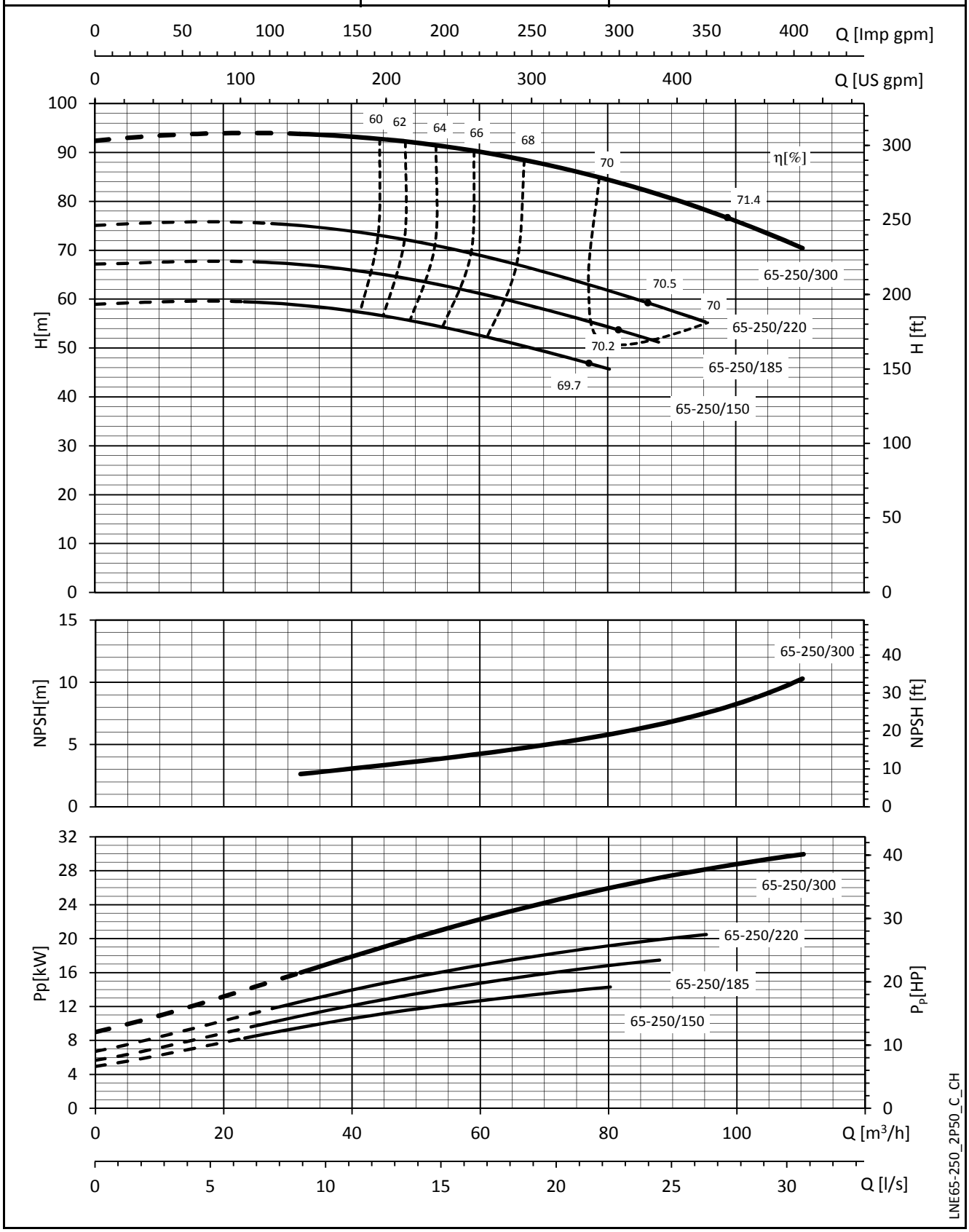

The NPSH values are laboratory values; for practical use we suggest increasing these values by 0,5 m.
These performances are valid for liquids with density ρ = 1,0 Kg/dm³ and kinematic viscosity ν = 1 mm²/sec.

e-LNE SERIES
OPERATING CHARACTERISTICS AT 50 Hz, 2 POLES

LNE 80-125	~ 2900 [rpm]	ISO 9906:2012 - Grade 3B

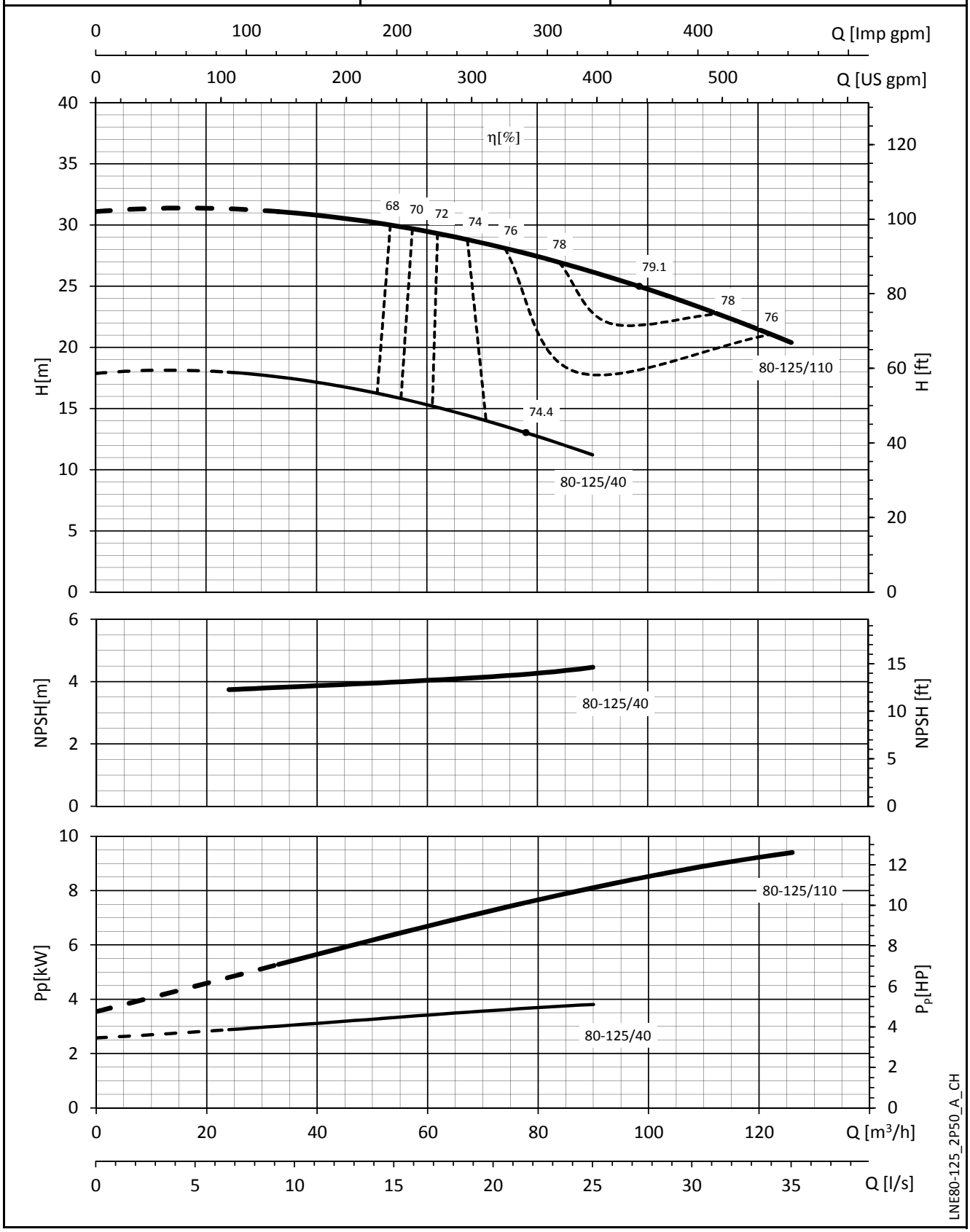

The NPSH values are laboratory values; for practical use we suggest increasing these values by 0,5 m.
These performances are valid for liquids with density ρ = 1,0 Kg/dm³ and kinematic viscosity ν = 1 mm²/sec.

e-LNE SERIES
OPERATING CHARACTERISTICS AT 50 Hz, 2 POLES

LNE 80-160	~ 2900 [rpm]	ISO 9906:2012 - Grade 3B

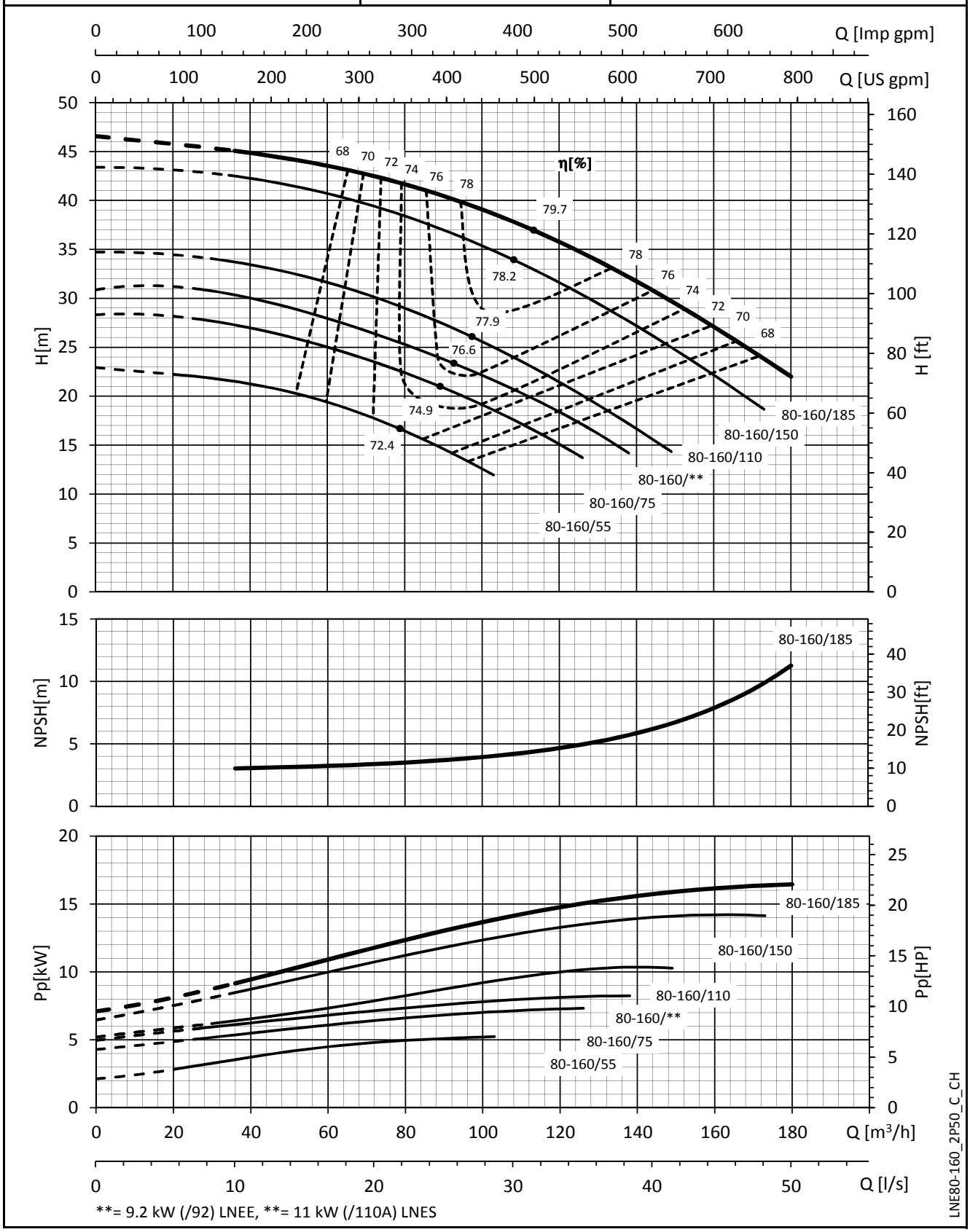

**= 9.2 kW (/92) LNEE, **= 11 kW (/110A) LNES

The NPSH values are laboratory values; for practical use we suggest increasing these values by 0,5 m.
These performances are valid for liquids with density ρ = 1,0 Kg/dm³ and kinematic viscosity ν = 1 mm²/sec.

e-LNE SERIES
OPERATING CHARACTERISTICS AT 50 Hz, 2 POLES

LNE 80-200	~ 2900 [rpm]	ISO 9906:2012 - Grade 3B

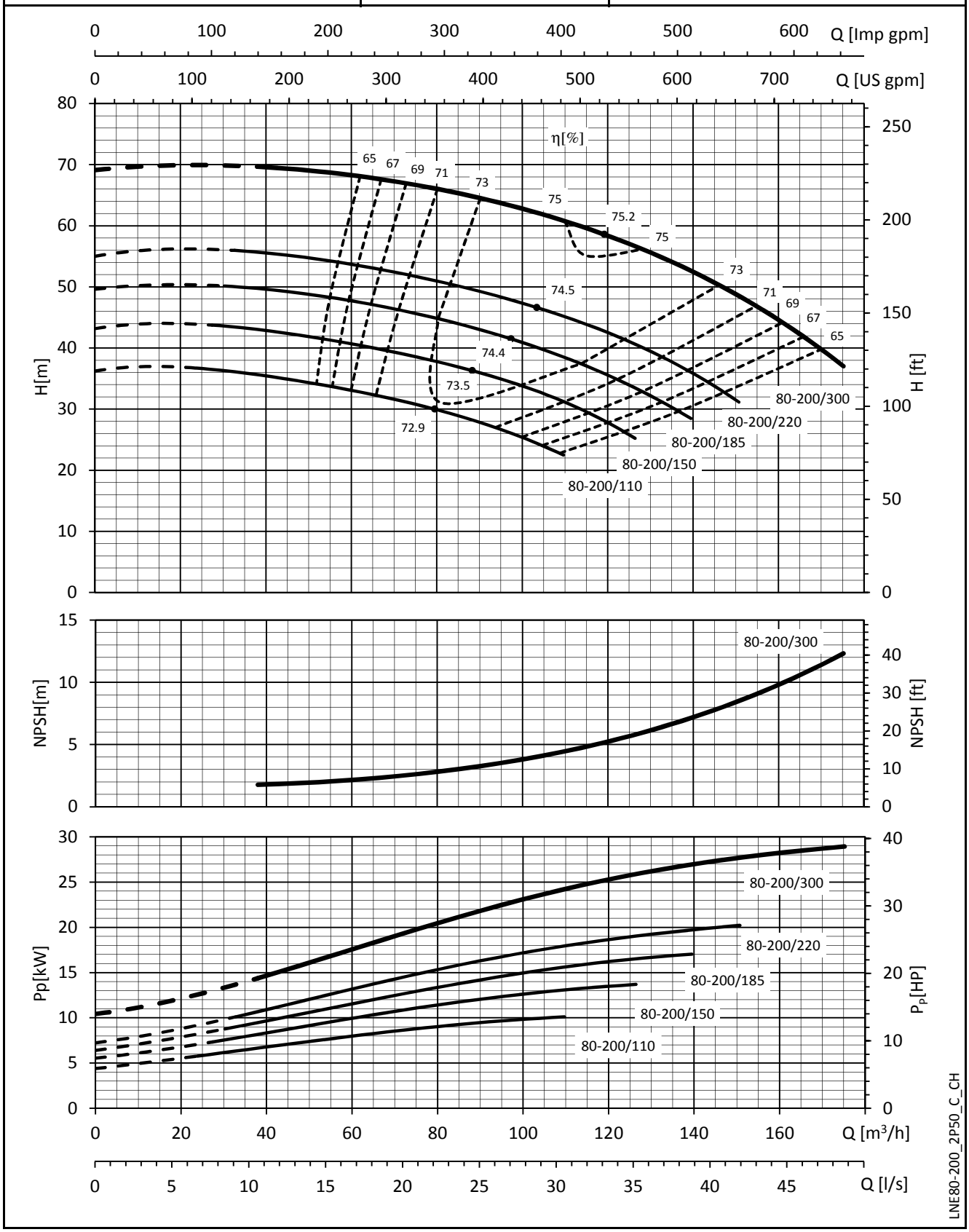

The NPSH values are laboratory values; for practical use we suggest increasing these values by 0,5 m.
These performances are valid for liquids with density ρ = 1,0 Kg/dm³ and kinematic viscosity ν = 1 mm²/sec.

e-LNE SERIES
OPERATING CHARACTERISTICS AT 50 Hz, 2 POLES

LNE 80-250	~ 2900 [rpm]	ISO 9906:2012 - Grade 3B

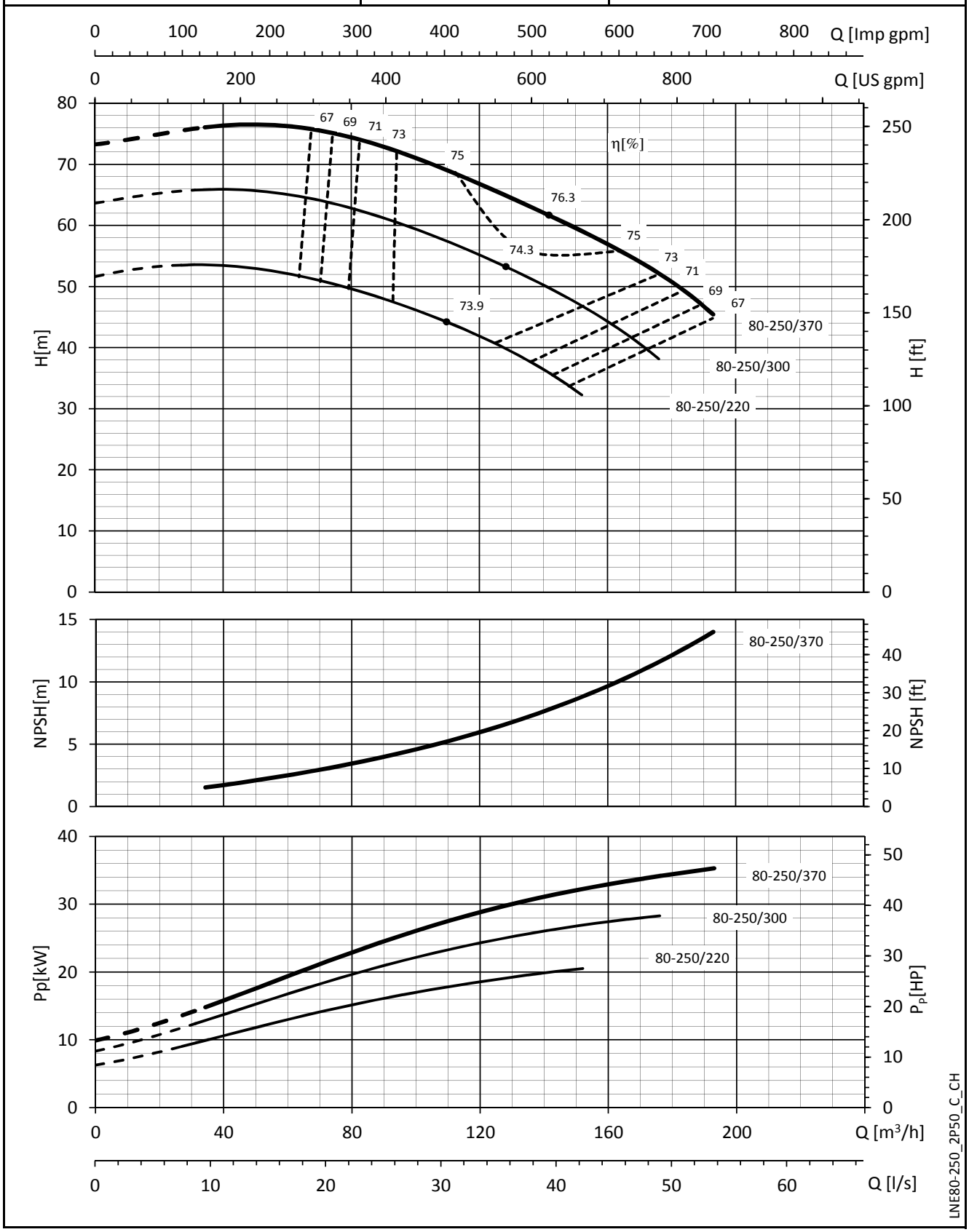

The NPSH values are laboratory values; for practical use we suggest increasing these values by 0,5 m.
These performances are valid for liquids with density ρ = 1,0 Kg/dm³ and kinematic viscosity ν = 1 mm²/sec.

e-LNE SERIES
OPERATING CHARACTERISTICS AT 50 Hz, 2 POLES

LNE 100-160	~ 2900 [rpm]	ISO 9906:2012 - Grade 3B

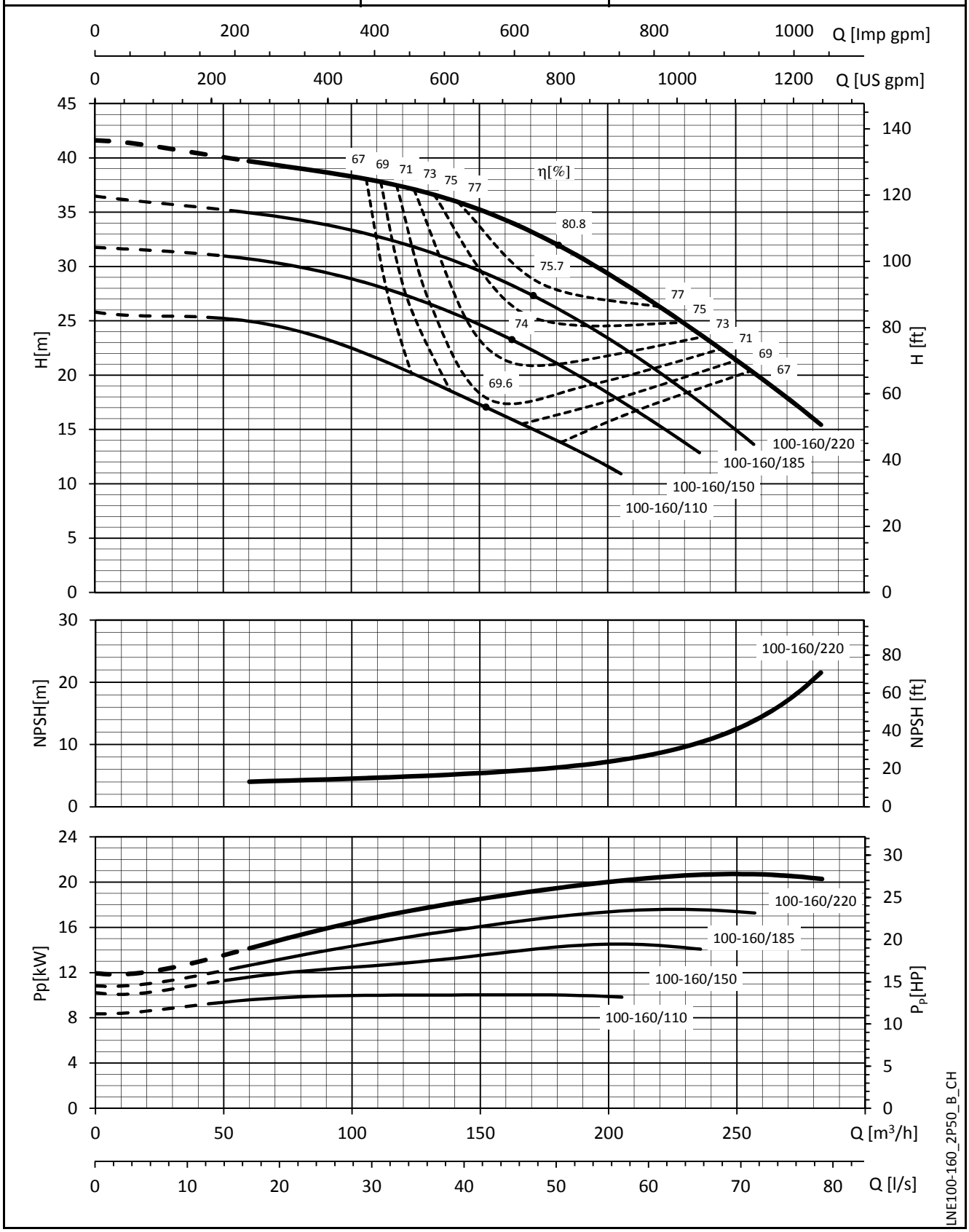

The NPSH values are laboratory values; for practical use we suggest increasing these values by 0,5 m.
These performances are valid for liquids with density ρ = 1,0 Kg/dm³ and kinematic viscosity ν = 1 mm²/sec.

e-LNE SERIES
OPERATING CHARACTERISTICS AT 50 Hz, 2 POLES

LNE 100-200	~ 2900 [rpm]	ISO 9906:2012 - Grade 3B

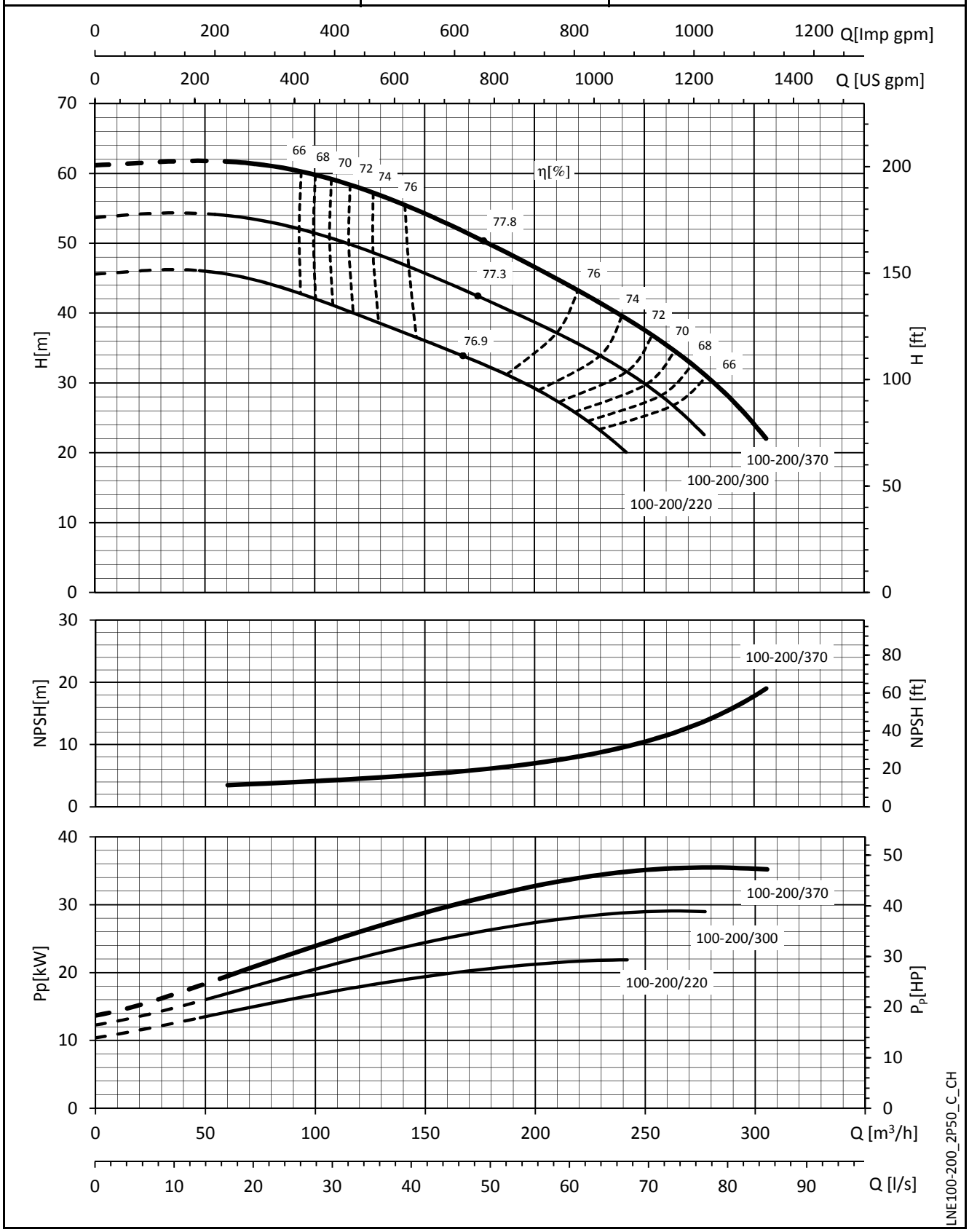

The NPSH values are laboratory values; for practical use we suggest increasing these values by 0,5 m.
These performances are valid for liquids with density ρ = 1,0 Kg/dm³ and kinematic viscosity ν = 1 mm²/sec.

e-LNE SERIES
OPERATING CHARACTERISTICS AT 50 Hz, 2 POLES

LNE 100-250	~ 2900 [rpm]	ISO 9906:2012 - Grade 3B

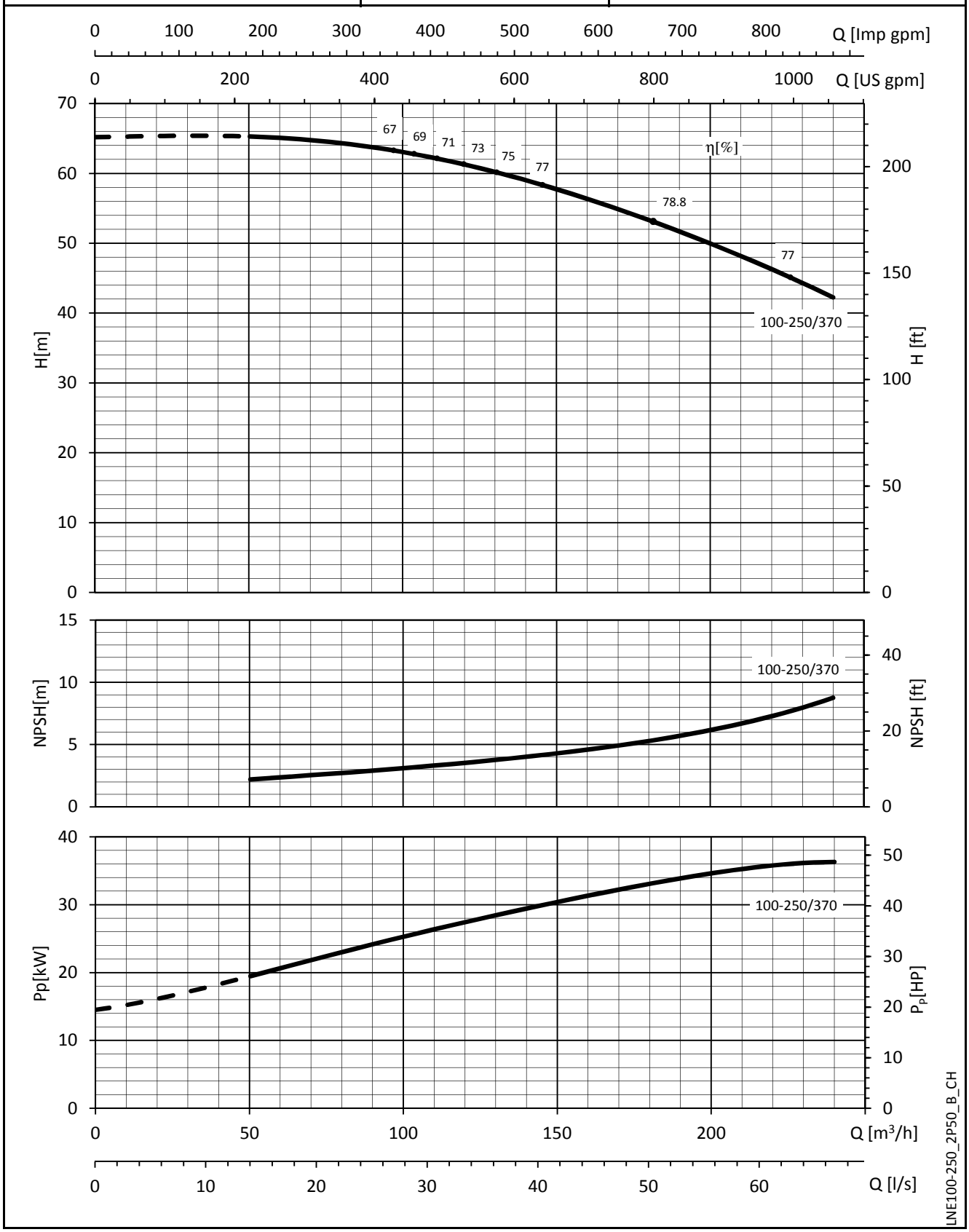

The NPSH values are laboratory values; for practical use we suggest increasing these values by 0,5 m.
These performances are valid for liquids with density ρ = 1,0 Kg/dm³ and kinematic viscosity ν = 1 mm²/sec.