



# Lowara Product Guide

# **HORIZONTAL MULTISTAGE PUMPS**



**High Efficiency  
Horizontal  
Multistage Pump**

## **e-HM Series**

### **MARKET SECTIONS**

- » Building Services
- » Industry

### **APPLICATIONS**

- » **AS/NZS 4020 Compliant; Suitable for drinking water**
- » Pressure boosting and water supply systems
- » Washing and cleaning industry including vehicle washing
- » Circulation of hot and cold liquids (water and glycol) for heating, cooling and airconditioning systems
- » Water treatment applications
- » Handling of moderately aggressive liquids
- » Food and beverage industries

### **SPECIFICATIONS**

#### **PUMP**

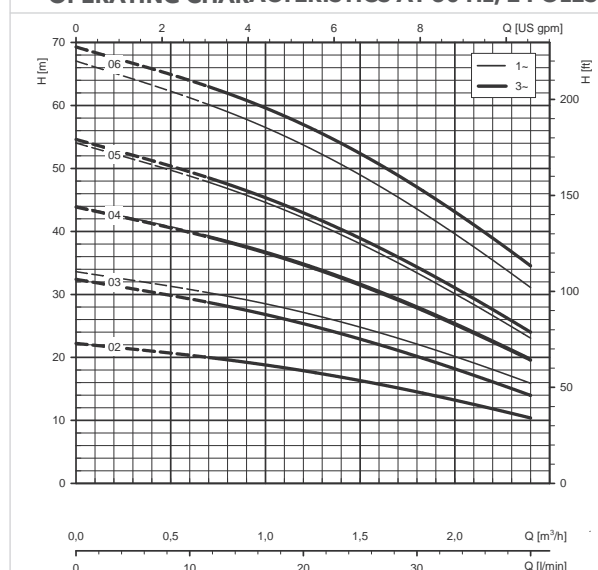
- » Flow rate: up to 29m<sup>3</sup>/h
- » Head: up to 160m
- » Ambient temperature:
  - Three phase motor versions from -30°C to +50°C
  - Single phase motor versions from -30°C to +45°C (From -30°C to +40°C for 0,95kW motor).
- » Temperature of the pumped liquid:
  - +90°C for versions with Three phase motor uses as EN60335-2-41
  - +120°C for versions with Three phase motor and stainless steel impeller (HM..S, HM..N) uses other than EN60335-2-41
- » +60°C for versions with Single phase motor.
- » Maximum operating pressure:
  - 10 bar (PN 10) for pumps with Noryl™ impeller
  - 16 bar (PN 16) for pumps with stainless steel impeller and Q1BEGG or Q1Q1EGG mechanical seal (maximum liquid temperature +90°C)
- » Connections: Threaded for both suction and discharge manifold
- » Hydraulic performances compliant with ISO 9906: 2012 - Grade 3B
- » Available impellers include Noryl, 304SS and 316SS



## **PERFORMANCE CURVES AT 2900 RPM**

### **1HM..P SERIES**

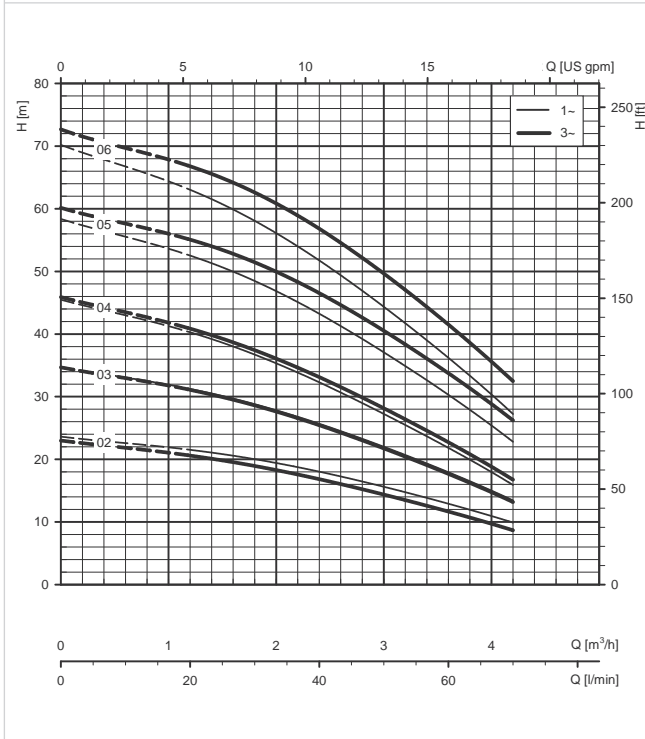
#### **OPERATING CHARACTERISTICS AT 50 Hz, 2 POLES**



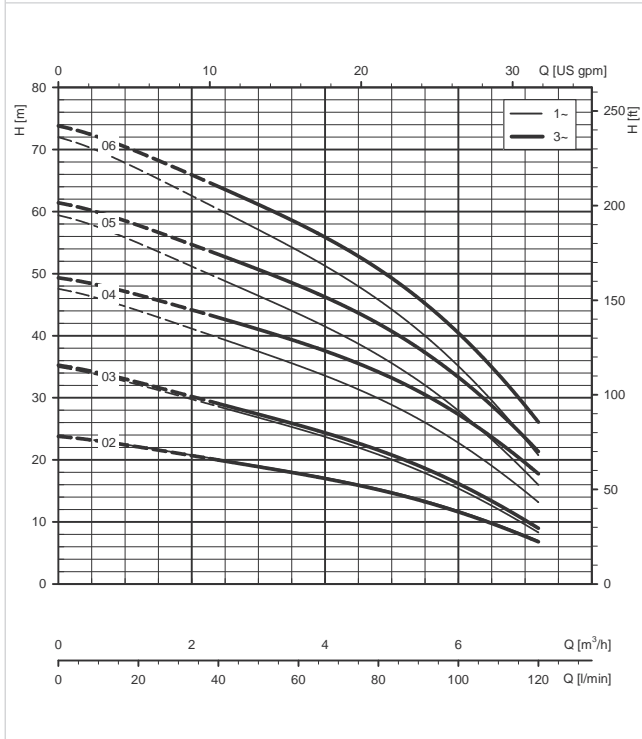
# HORIZONTAL MULTISTAGE PUMPS

## PERFORMANCE CURVES AT 2900 RPM

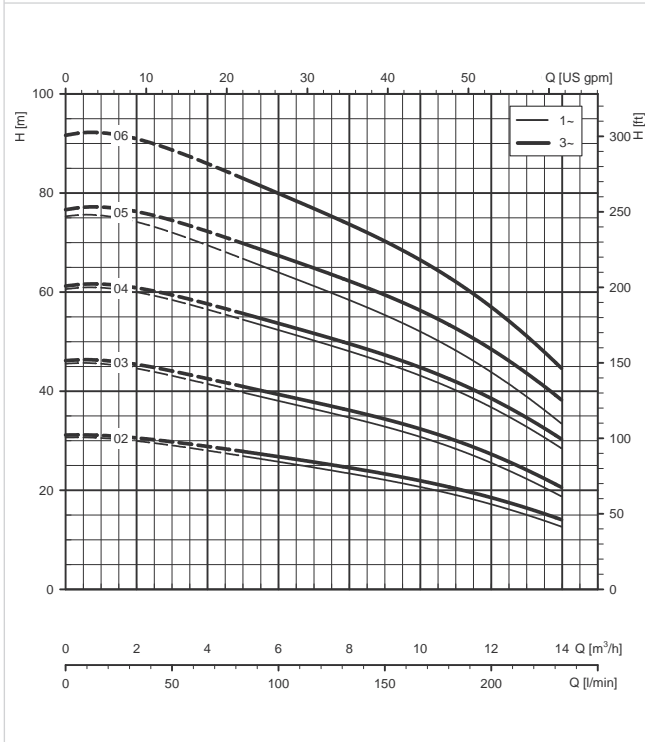
➤ **3HM..P SERIES**  
OPERATING CHARACTERISTICS AT 50 Hz, 2 POLES



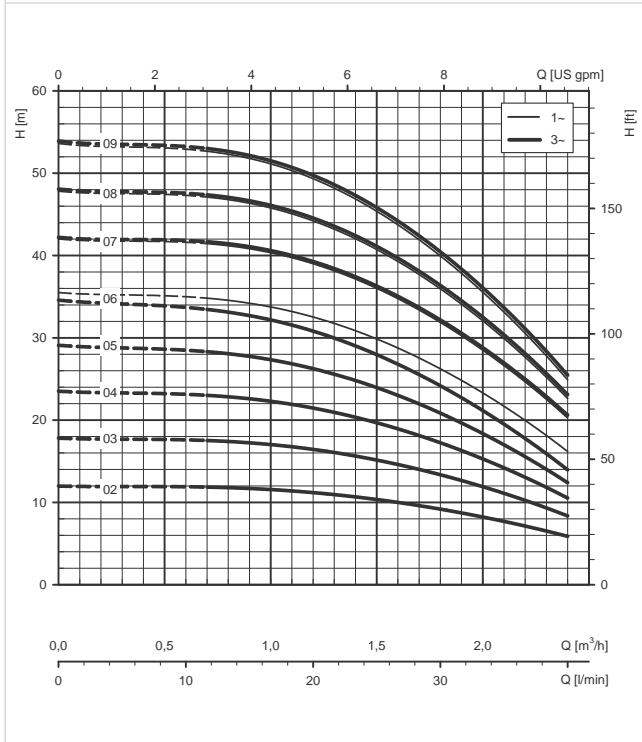
➤ **5HM..P SERIES**  
OPERATING CHARACTERISTICS AT 50 Hz, 2 POLES



➤ **10HM..P SERIES**  
OPERATING CHARACTERISTICS AT 50 Hz, 2 POLES

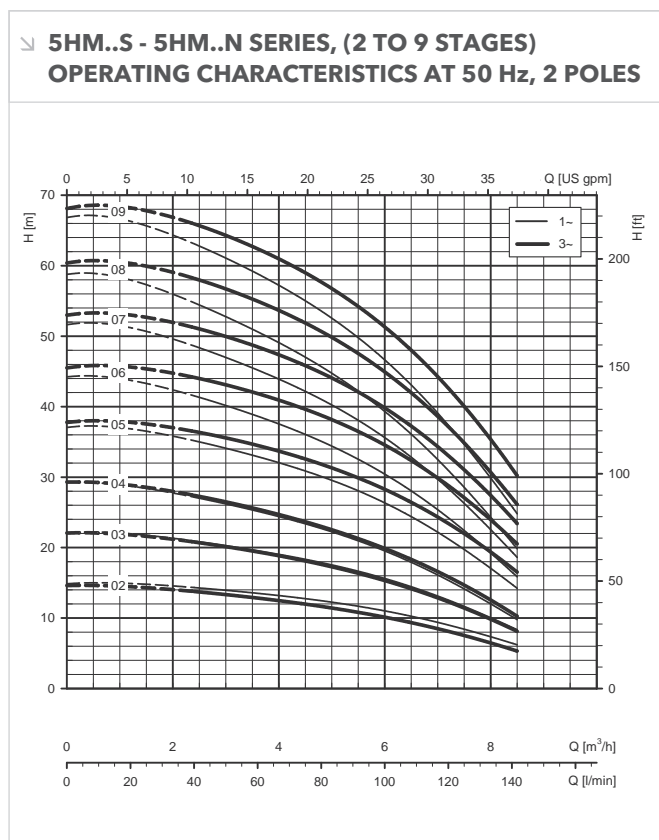
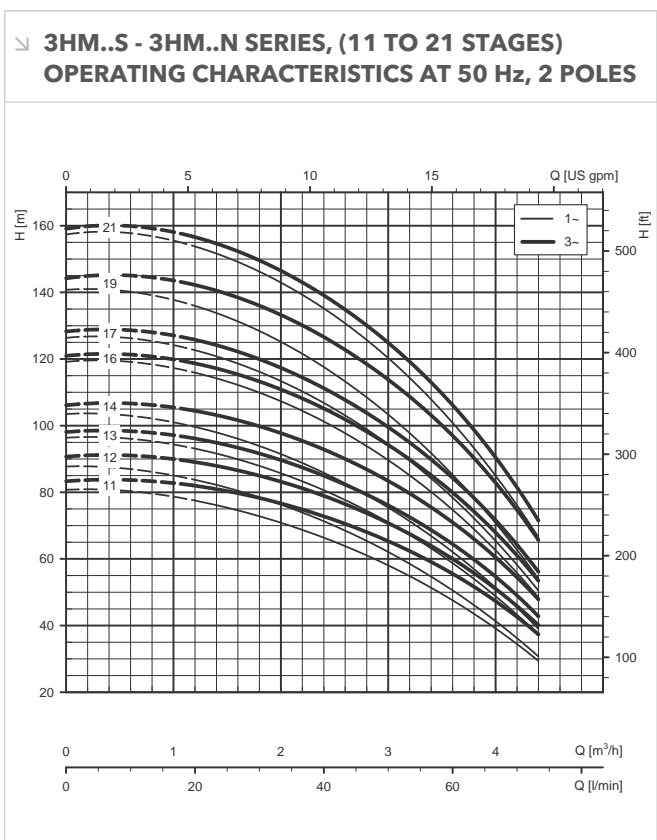
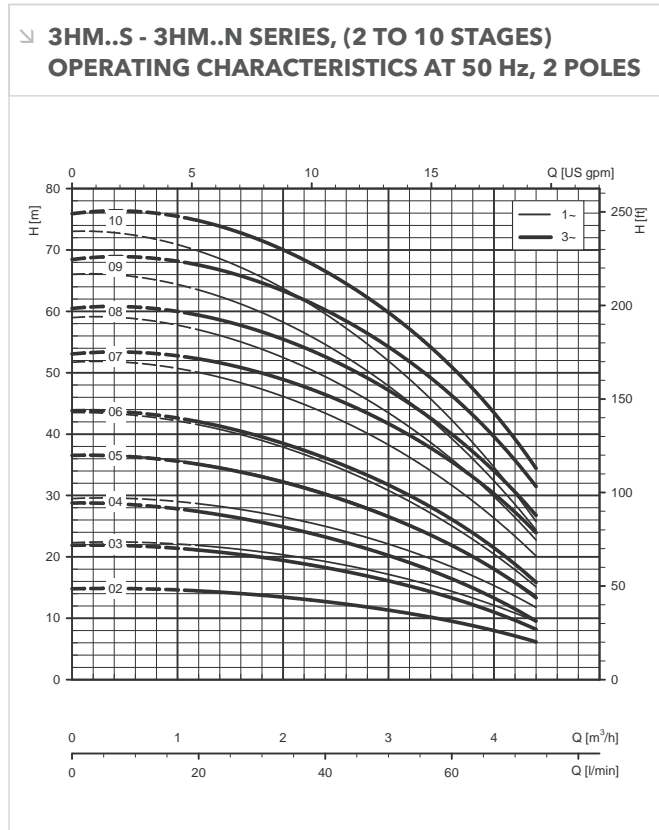
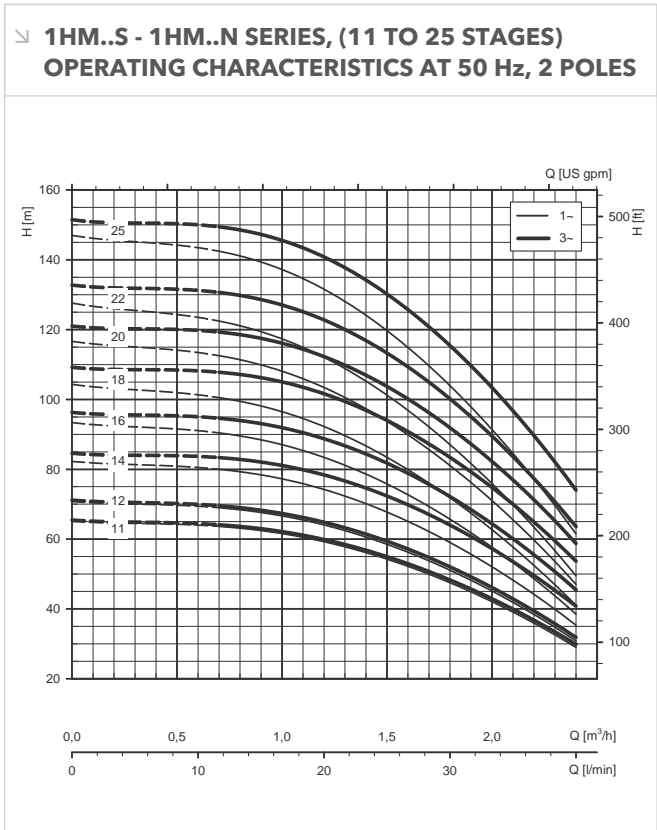


➤ **1HM..S - 1HM..N SERIES, (2 TO 9 STAGES)**  
OPERATING CHARACTERISTICS AT 50 Hz, 2 POLES



# HORIZONTAL MULTISTAGE PUMPS

## PERFORMANCE CURVES AT 2900 RPM

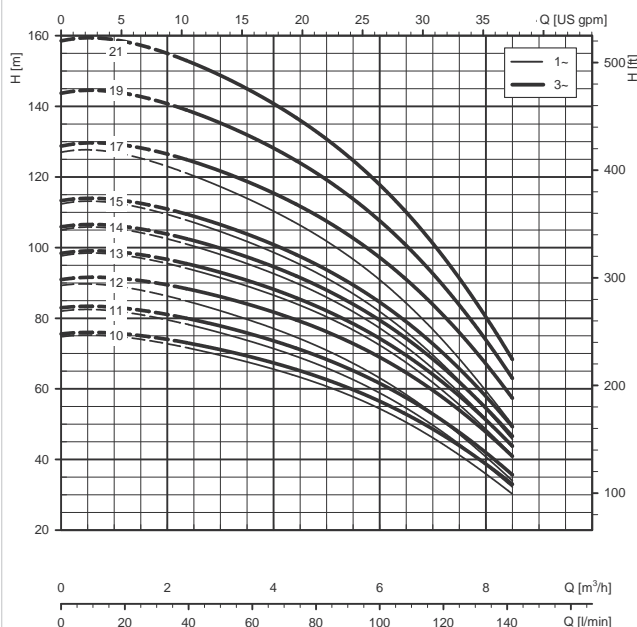




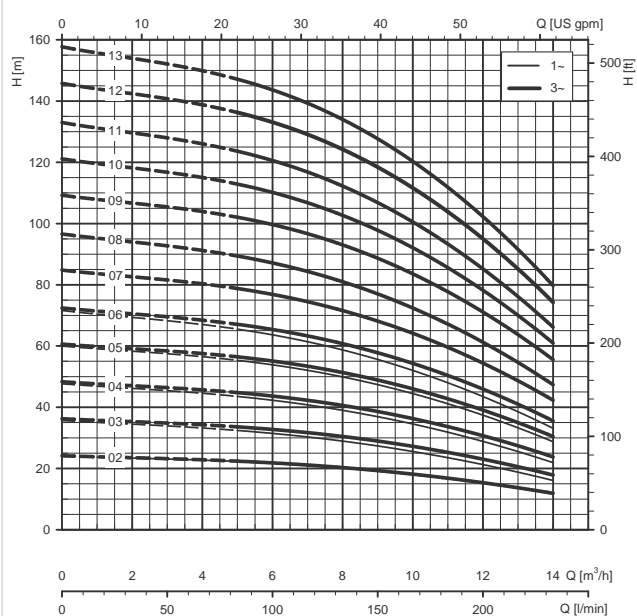
# HORIZONTAL MULTISTAGE PUMPS

## PERFORMANCE CURVES AT 2900 RPM

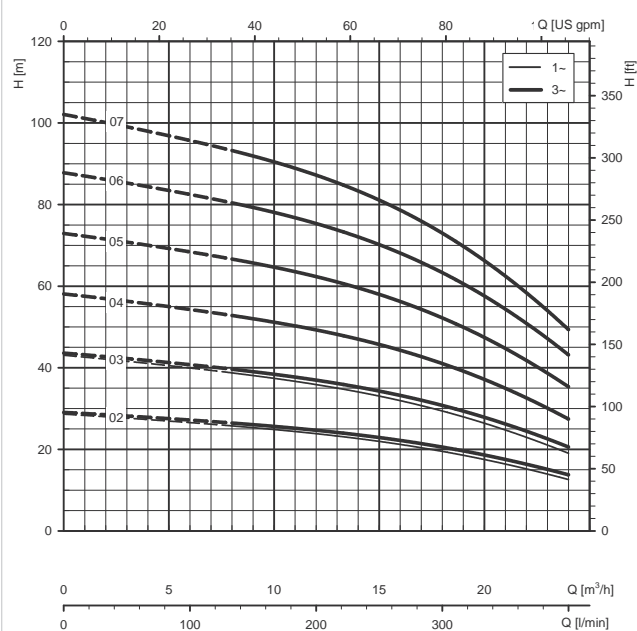
➤ **5HM..S - 5HM..N SERIES, (10 TO 21 STAGES)**  
OPERATING CHARACTERISTICS AT 50 Hz, 2 POLES



➤ **10HM..S - 10HM..N SERIES**  
OPERATING CHARACTERISTICS AT 50 Hz, 2 POLES



➤ **15HM..S - 15HM..N SERIES**  
OPERATING CHARACTERISTICS AT 50 Hz, 2 POLES



➤ **22HM..S - 22HM..N SERIES**  
OPERATING CHARACTERISTICS AT 50 Hz, 2 POLES

